

FY 2024
General Fund Analysis and
Treasurer's Monthly Reports
April 15, 2024



For the Month Ending
March 31, 2024

Prepared by:
Karen Ervin
Treasurer/CFO

SECTION I

Five Year Forecast (November 30, 2023)

General Fund Variance Analysis: Cash, Revenue, & Expenditure



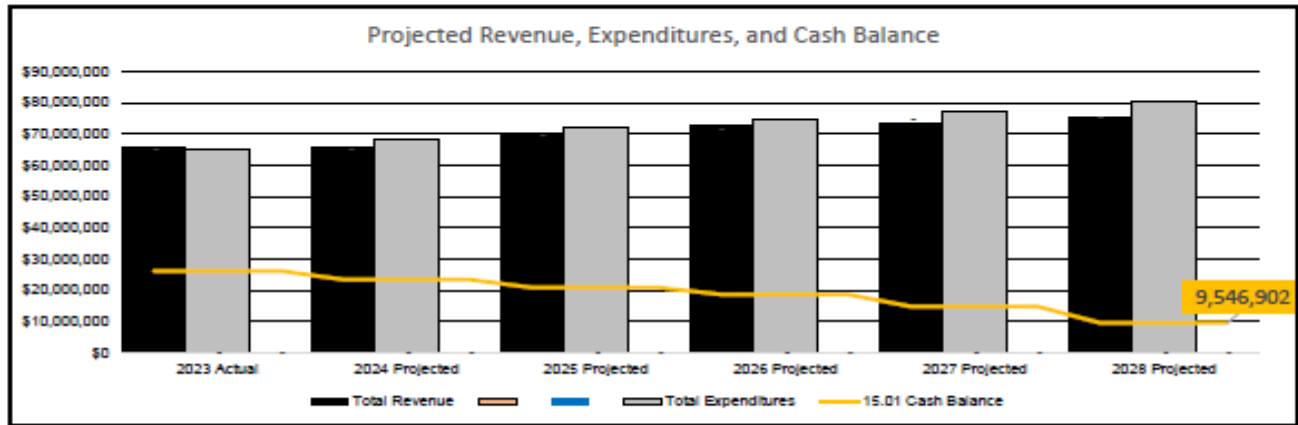
Five-Year Forecast (FY 2024 - FY 2028)

LEBANON CITY SCHOOL DISTRICT – WARREN COUNTY

November, 2023

Forecast Summary

Lebanon City School District



Note: Cash balance (Line 7.020) plus any existing levy modeled as renewed or new during the forecast.

Financial Forecast

| | Fiscal Year 2024 | Fiscal Year 2025 | Fiscal Year 2026 | Fiscal Year 2027 | Fiscal Year 2028 |
|---|------------------|------------------|------------------|------------------|------------------|
| Beginning Balance (Line 7.010) Plus Renewal/New Levies Modeled | 26,220,438 | 23,471,690 | 20,897,114 | 18,653,264 | 14,841,048 |
| + Revenue | 65,696,524 | 69,376,693 | 72,657,187 | 73,496,827 | 75,000,876 |
| + Proposed Renew/Replacement Levies | - | - | - | - | - |
| + Proposed New Levies | - | - | - | - | - |
| - Expenditures | (68,445,273) | (71,951,268) | (74,901,037) | (77,309,042) | (80,295,023) |
| = Revenue Surplus or Deficit | (2,748,749) | (2,574,575) | (2,243,851) | (3,812,215) | (5,294,146) |
| Line 7.020 Ending Balance with renewal/new levies | 23,471,690 | 20,897,114 | 18,653,264 | 14,841,048 | 9,546,902 |

Analysis Without Renewal Levies Included:

| | | | | | |
|---------------------------------------|-------------|-------------|-------------|-------------|-------------|
| Revenue Surplus or Deficit w/o Levies | (2,748,749) | (2,574,575) | (2,243,851) | (3,812,215) | (5,294,146) |
| Ending Balance w/o Levies | 23,471,690 | 20,897,114 | 18,653,264 | 14,841,048 | 9,546,902 |

In FY 2024 a revenue shortfall is expected. This means that expenditures are expected to be greater than revenue by \$2,748,749 in FY 2024. By the last year of the forecast, FY 2028, the district is expected to have a revenue shortfall where expenditures are projected to be greater than revenue by \$5,294,146. The district would need to cut its FY 2028 projected expenses by 6.59% in order to balance its budget without additional revenue.

The district's cash balance is positive at year-end in FY 2024 and is projected to worsen by FY 2028. A worsening cash balance can erode the district's financial stability over time.

Ohio adopted the Fair School Funding Plan (FSFP) in FY 2022. The plan was continued with increasing phase-in of the formula results. In FY 2024 the per pupil base cost calculations were updated from FY 2018 cost data to FY 2022. For Lebanon City School District the calculated Base Cost total is \$40,509,356 in FY 2024. The state's share of the calculated Base Cost total is \$10,622,476 or \$2,171 per pupil.

COMPARISON OF CASH BALANCES

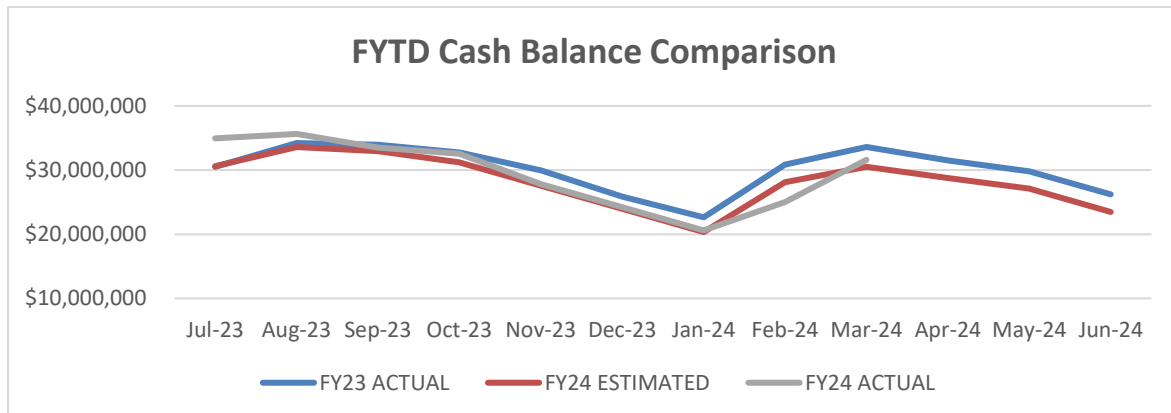
March 31, 2024

| | | |
|--------------------------------|------|--------------|
| Actual Cash Balance | | \$31,577,130 |
| Estimated Cash Balance | | \$30,502,624 |
| Variance From Estimate | OVER | \$1,074,506 |
| Percent Variance From Estimate | OVER | 3.52% |
| Previous Year Cash Balance | | \$33,608,268 |

| | | |
|---|--|--------------|
| Current Encumbrances | | \$1,892,978 |
| Current Unencumbered Cash Balance | | \$29,684,153 |
| Current Days of Operating Cash (based on Unencumbered Cash Balance) | | 158.30 |
| Estimated Fiscal Year End Days of Operating Cash | | 125.17 |
| Minimum General Fund Cash Balance Threshold per Fiscal Policy | | 36.50 |
| Future Goal for General Fund Cash Balance per Fiscal Policy | | 120.00 |

DESCRIPTION: General Fund cash balance as projected on 5-year financial forecast. Actual cash balance to determine number of days of operating cash.

COMMENTS: Cash balance is trending more than the forecast. This is primarily related to expenditures coming in less than projected, as explained on the expenditure pages.

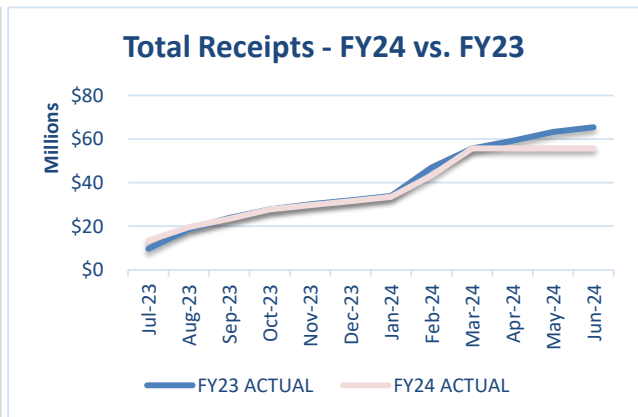
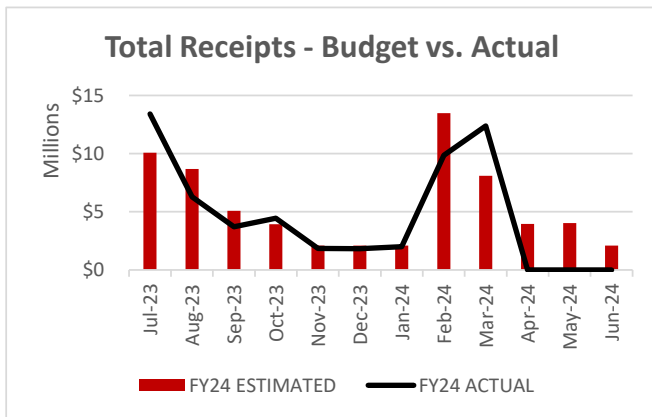


COMPARISON OF TOTAL RECEIPTS March 31, 2024

| | | Monthly | | Fiscal Year 2024 Year-to-Date |
|------------------------------------|------|--------------|------|----------------------------------|
| Actual Receipts | | \$12,379,711 | | \$55,733,923 |
| Estimated Receipts | | \$8,086,238 | | \$55,616,143 |
| Variance From Estimate | OVER | \$4,293,473 | OVER | \$117,780 |
| Variance From Estimate | OVER | 53.10% | OVER | 0.21% |
| Actual Prior Year | | \$8,731,126 | | \$55,721,865 |
| Total Fiscal Year 2024 Estimate | | | | \$65,696,519 |
| Percent Of Total Estimate Received | | | | 84.84% |
| Percent Of Budget Year Completed | | 9 month(s) | | 75.00% |

DESCRIPTION: This category consists of all General Fund revenues contained within this report.

COMMENTS: Total receipts are trending in line with the forecast.

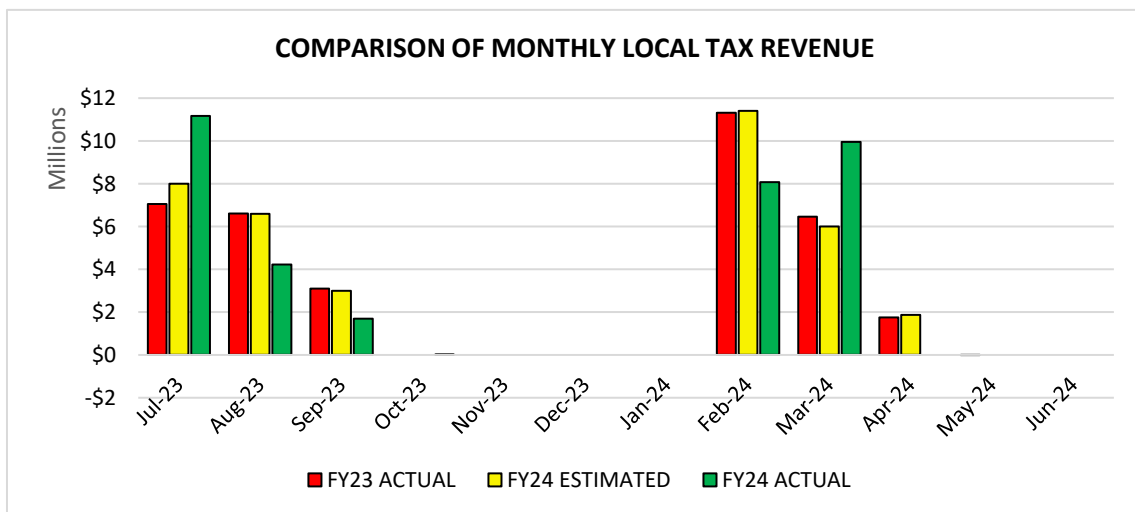


COMPARISON OF LOCAL TAXES March 31, 2024

| | | Monthly | | Fiscal Year 2024 Year-to-Date |
|------------------------------------|------|-------------|------|----------------------------------|
| Actual Tax Receipts | | \$9,953,000 | | \$35,128,646 |
| Estimated Tax Receipts | | \$6,000,000 | | \$35,000,000 |
| Variance From Estimate | OVER | \$3,953,000 | OVER | \$128,646 |
| Variance From Estimate | OVER | 65.88% | OVER | 0.37% |
| Actual Prior Year | | \$6,455,000 | | \$34,546,403 |
| Total Fiscal Year 2024 Estimate | | | | \$36,876,051 |
| Percent Of Total Estimate Received | | | | 95.26% |
| Percent Of Budget Year Completed | | 9 month(s) | | 75.00% |

DESCRIPTION: This category consists of real and personal property taxes. Real property taxes are received in September and April with advances being available the two months prior to settlement. Personal Property taxes are received in October and June.

COMMENTS: Total receipts are trending in line with the forecast.

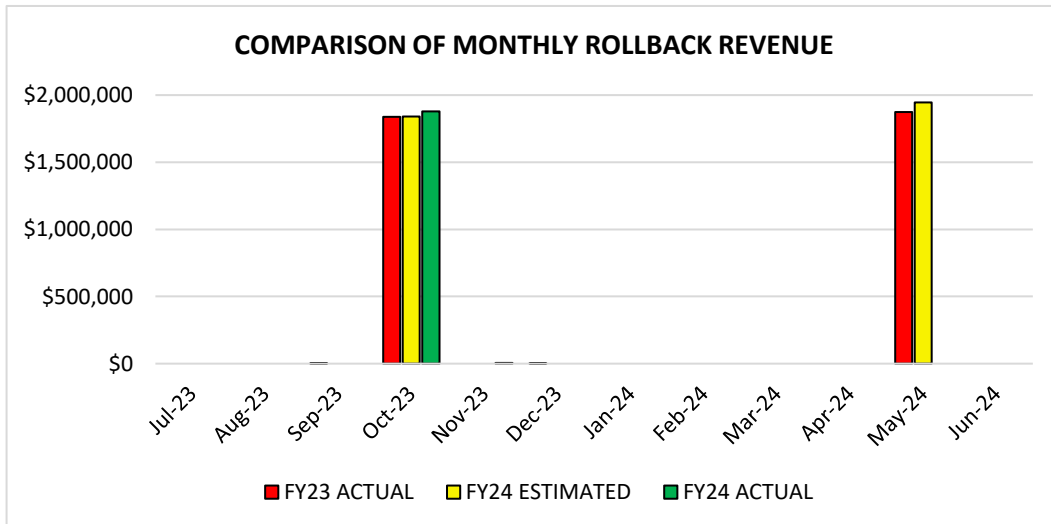


COMPARISON OF STATE ROLLBACK March 31, 2024

| | Monthly | | Fiscal Year 2024 Year-to-Date | |
|------------------------------------|---------|------------|----------------------------------|-------------|
| Actual State Receipts | | \$0 | | \$1,882,716 |
| Estimated State Receipts | | \$0 | | \$1,840,000 |
| Variance From Estimate | OVER | \$0 | OVER | \$42,716 |
| Variance From Estimate | OVER | #DIV/0! | OVER | 2.32% |
| Actual Prior Year | | \$0 | | \$1,843,324 |
| Total Fiscal Year 2024 Estimate | | | | \$3,785,612 |
| Percent Of Total Estimate Received | | | | 49.73% |
| Percent Of Budget Year Completed | | 9 month(s) | | 75.00% |

DESCRIPTION: This category consists of homestead/rollback and \$10,000 exemptions received once for the \$10,000 exemption. Rollback is paid by the State of Ohio around November and May.

COMMENTS: Total receipts are trending in line with the forecast.

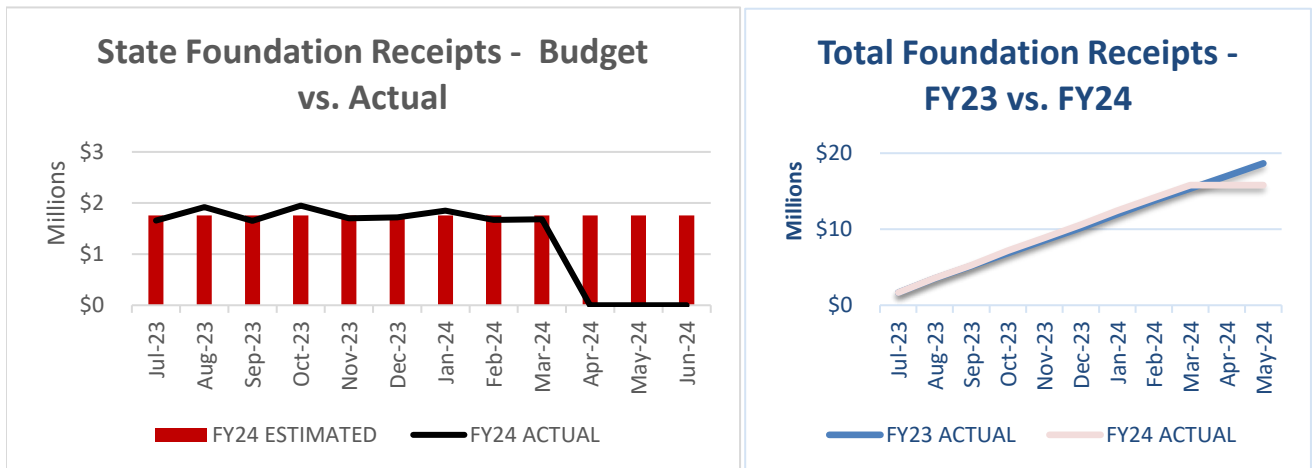


COMPARISON OF STATE FOUNDATION March 31, 2024

| | <u>Monthly</u> | | <u>Fiscal Year 2024 Year-to-Date</u> | |
|------------------------------------|----------------|------------|--|---------|
| Actual State Receipts | \$1,681,255 | | \$15,798,841 | |
| Estimated State Receipts | \$1,754,389 | | \$15,789,501 | |
| Variance From Estimate | UNDER | (\$73,135) | OVER | \$9,340 |
| Variance From Estimate | UNDER | -4.17% | OVER | 0.06% |
| Actual Prior Year | \$1,631,440 | | \$15,368,336 | |
| Total Fiscal Year 2024 Estimate | | | \$21,052,667 | |
| Percent Of Total Estimate Received | | | 75.04% | |
| Percent Of Budget Year Completed | 9 month(s) | | 75.00% | |

DESCRIPTION: This category consists of unrestricted and restricted state aid.

COMMENTS: Total receipts are trending in line with the forecast.



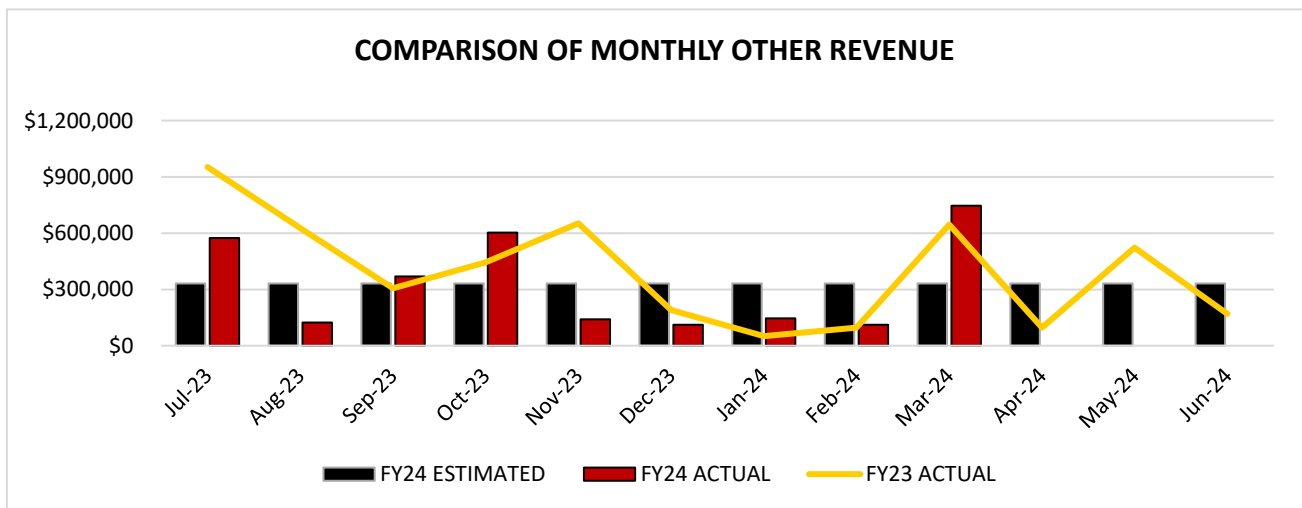
COMPARISON OF OTHER REVENUES

March 31, 2024

| | | Monthly | | Fiscal Year 2024 Year-to-Date |
|------------------------------------|------|-----------|------------|----------------------------------|
| Actual Other Receipts | | \$745,456 | | \$2,923,720 |
| Estimated Other Receipts | | \$331,849 | | \$2,986,642 |
| Variance From Estimate | OVER | \$413,607 | UNDER | (\$62,922) |
| Variance From Estimate | OVER | 124.64% | UNDER | -2.11% |
| Actual Prior Year | | \$644,686 | | \$3,963,802 |
| Total Fiscal Year 2024 Estimate | | | | \$3,982,189 |
| Percent Of Total Estimate Received | | | | 73.42% |
| Percent Of Budget Year Completed | | | 9 month(s) | 75.00% |

DESCRIPTION: This category consists of advances-in, transfers-in, notes received, other state sources, tuition, rent, sale of assets, and other miscellaneous revenues.

COMMENTS: Total receipts are trending in line with the forecast.

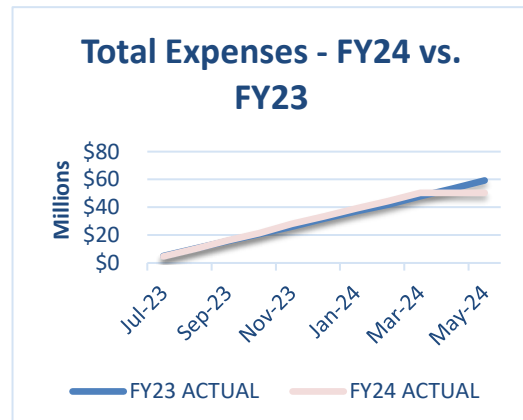
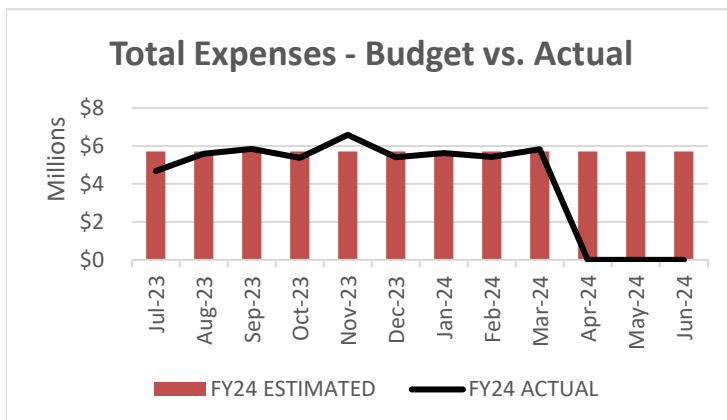


COMPARISON OF TOTAL EXPENDITURES March 31, 2024

| | Monthly | Fiscal Year 2024 Year-to-Date |
|----------------------------------|----------------|----------------------------------|
| Actual Expenditures | \$5,827,692 | \$50,377,231 |
| Estimated Expenditures | \$5,703,773 | \$51,333,957 |
| Variance From Estimate | OVER \$123,919 | UNDER (\$956,726) |
| Variance From Estimate | OVER 2.17% | UNDER -1.86% |
| Actual Prior Year | \$5,972,963 | \$47,945,343 |
| Total Fiscal Year 2024 Estimate | | \$68,445,273 |
| Percent Of Total Estimate Spent | | 73.60% |
| Percent Of Budget Year Completed | 9 month(s) | 75.00% |

DESCRIPTION: This category consists of all expenditures contained within this report.

COMMENTS: FYTD expenditures are trending in line with the forecast.



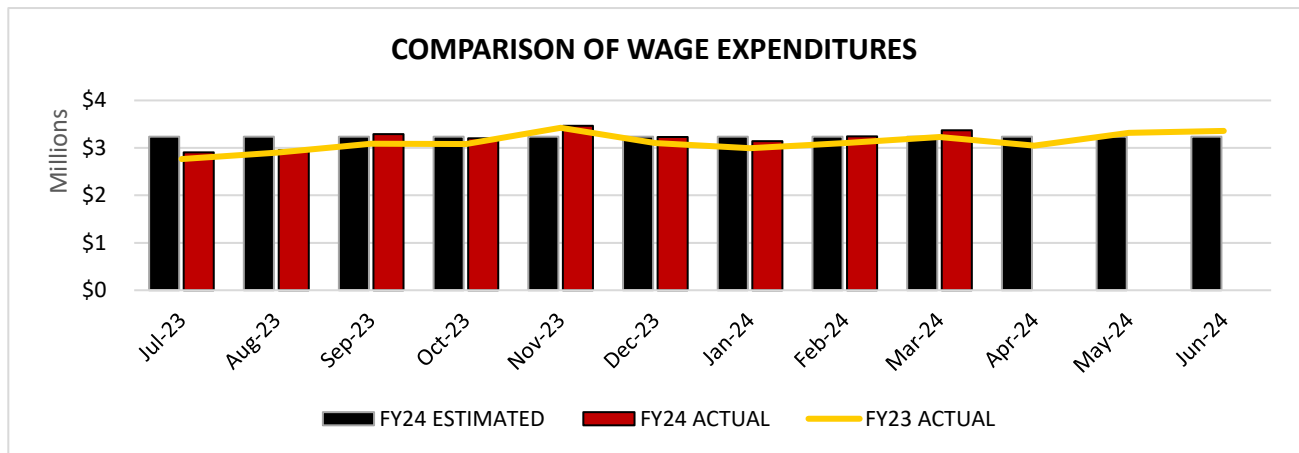
COMPARISON OF WAGE EXPENDITURES

March 31, 2024

| | | Monthly | | Fiscal Year 2024 Year-to-Date |
|--|------|-------------|------------|----------------------------------|
| Actual Wage Expenditures | | \$3,371,326 | | \$28,801,184 |
| Estimated Wage Expenditures | | \$3,238,351 | | \$29,145,159 |
| Variance From Estimate | OVER | \$132,975 | UNDER | (\$343,975) |
| Variance From Estimate | OVER | 4.11% | UNDER | -1.18% |
| Actual Prior Year | | \$3,230,647 | | \$27,684,235 |
| Total Fiscal Year 2024 Estimate | | | | \$38,860,207 |
| Percent Of Total Estimate Spent | | | | 74.11% |
| Percent Of Budget Year Completed | | | 9 month(s) | 75.00% |
| Percent of Wage Expenditures to Revenues | | | | 51.68% |
| Percent of Wage Expenditures to Total Expenditures | | | | 57.17% |
| Total Percent of Wages & Fringes to Expenditures | | | | 80.60% |

DESCRIPTION: This category consists of regular wages, substitute wages, and supplementals, etc.

COMMENTS: FYTD expenditures are trending in line with the forecast.



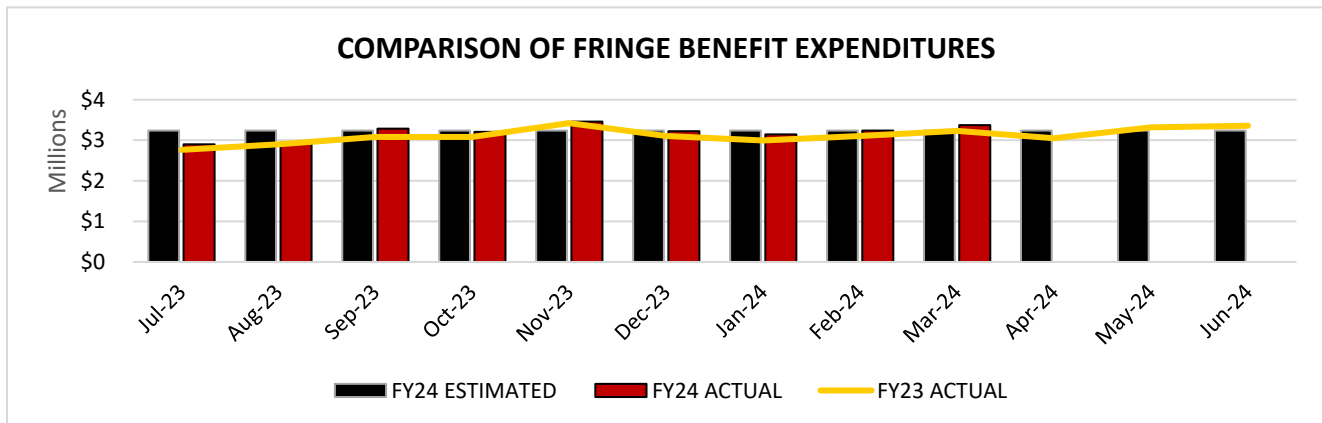
COMPARISON OF FRINGE BENEFIT EXPENDITURES

March 31, 2024

| | Monthly | | Fiscal Year 2024 Year-to-Date | |
|--|---------|-------------|----------------------------------|--------------|
| Actual Fringe Benefit Expenditures | | \$1,280,292 | | \$11,801,714 |
| Estimated Fringe Benefit Expenditures | | \$1,315,480 | | \$11,839,320 |
| Variance From Estimate | UNDER | (\$35,188) | UNDER | (\$37,606) |
| Variance From Estimate | UNDER | -2.67% | UNDER | -0.32% |
| Actual Prior Year | | \$1,199,901 | | \$11,631,095 |
| Total Fiscal Year 2024 Estimate | | | | \$15,785,756 |
| Percent Of Total Estimate Spent | | | | 74.76% |
| Percent Of Budget Year Completed | | 9 month(s) | | 75.00% |
| Percent of Fringe Benefits to Revenues | | | | 21.18% |
| Total Percent of Wages & Fringes to Revenues | | | | 72.85% |
| Percent of Fringe Benefits to Total Expenditures | | | | 23.43% |
| Total Percent of Wages & Fringes to Expenditures | | | | 80.60% |

DESCRIPTION: This category consists of employee insurance programs, retirement, Medicare, etc.

COMMENTS: FYTD expenditures are trending in line with the forecast.

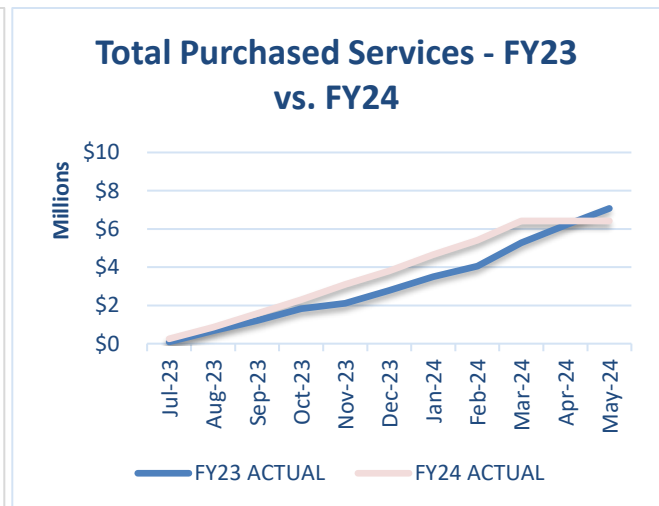
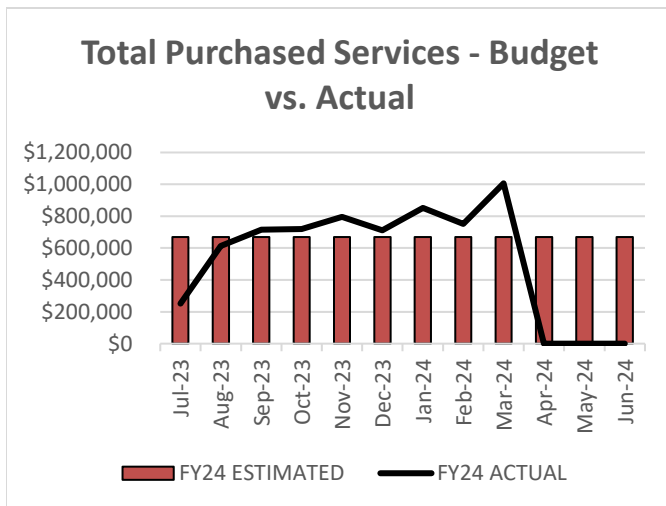


COMPARISON OF PURCHASED SERVICE EXPENDITURES March 31, 2024

| | | <u>Monthly</u> | | <u>Fiscal Year 2024 Year-to-Date</u> |
|----------------------------------|------|----------------|------------|--|
| Actual Service Expenditures | | \$1,006,245 | | \$6,417,242 |
| Estimated Service Expenditures | | \$669,170 | | \$6,022,530 |
| Variance From Estimate | OVER | \$337,075 | OVER | \$394,712 |
| Variance From Estimate | OVER | 50.37% | OVER | 6.55% |
| Actual Prior Year | | \$1,222,093 | | \$5,267,981 |
| Total Fiscal Year 2024 Estimate | | | | \$8,030,035 |
| Percent Of Total Estimate Spent | | | | 79.92% |
| Percent Of Budget Year Completed | | | 9 month(s) | 75.00% |

DESCRIPTION: This category consists of contract services, utilities, lease purchase costs, repairs, etc.

COMMENTS: FYTD expenditures are trending more than the forecast. We will need to monitor these expenses to identify if this is a trend to be continued or a fluctuation based on the time of the year (i.e., end of the school year).



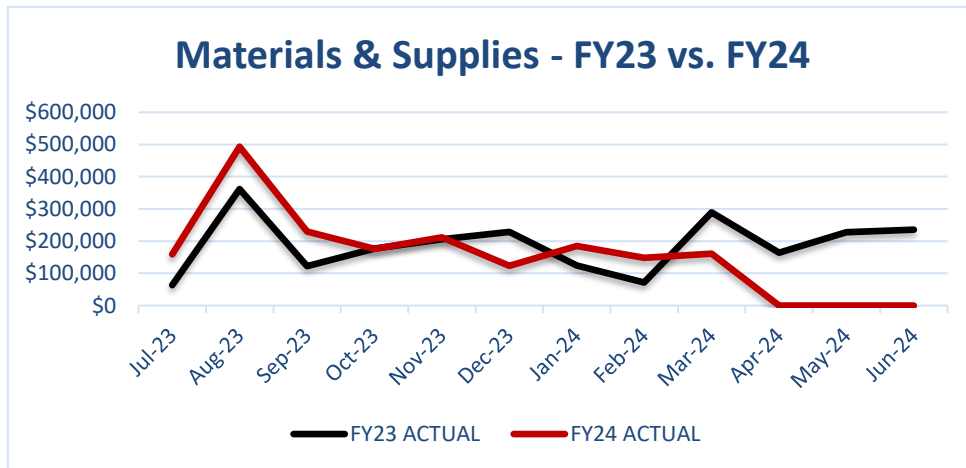
COMPARISON OF SUPPLIES & MATERIAL EXPENDITURES

March 31, 2024

| | | Monthly | | Fiscal Year 2024 Year-to-Date |
|----------------------------------|-------|-------------|------------|----------------------------------|
| Actual Material Expenditures | | \$161,466 | | \$1,887,310 |
| Estimated Material Expenditures | | \$274,548 | | \$2,470,932 |
| Variance From Estimate | UNDER | (\$113,082) | UNDER | (\$583,622) |
| Variance From Estimate | UNDER | -41.19% | UNDER | -23.62% |
| Actual Prior Year | | \$288,793 | | \$1,642,848 |
| Total Fiscal Year 2024 Estimate | | | | \$3,294,582 |
| Percent Of Total Estimate Spent | | | | 57.29% |
| Percent Of Budget Year Completed | | | 9 month(s) | 75.00% |

DESCRIPTION: This category consists of office supplies and instructional supplies.

COMMENTS: FYTD expenditures are trending less than the forecast. This is primarily related to the legislative change for gifted funding, as well as a late add for district-wide curriculum to our estimates for this fiscal year.



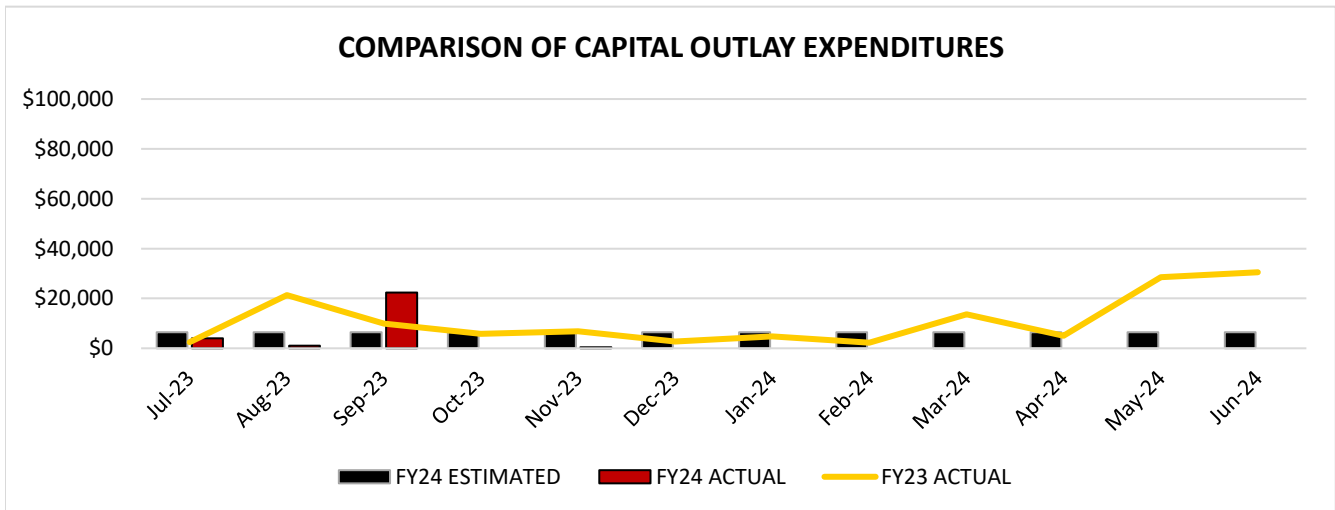
COMPARISON OF EQUIPMENT & CAPITAL EXPENDITURES

March 31, 2024

| | | Monthly | | Fiscal Year 2024 Year-to-Date |
|----------------------------------|-------|-----------|------------|----------------------------------|
| Actual Equipment Expenditures | | \$0 | | \$27,885 |
| Estimated Equipment Expenditures | | \$6,444 | | \$57,996 |
| Variance From Estimate | UNDER | (\$6,444) | UNDER | (\$30,111) |
| Variance From Estimate | UNDER | -100.00% | UNDER | -51.92% |
| Actual Prior Year | | \$13,627 | | \$69,755 |
| Total Fiscal Year 2024 Estimate | | | | \$77,332 |
| Percent Of Total Estimate Spent | | | | 36.06% |
| Percent Of Budget Year Completed | | | 9 month(s) | 75.00% |

DESCRIPTION: This category consists of new and replacement equipment, and capital outlay.

COMMENTS: FYTD expenditures are trending less than the forecast. Capital expenditures are dependent upon need, so costs tend to be inconsistent throughout the year.



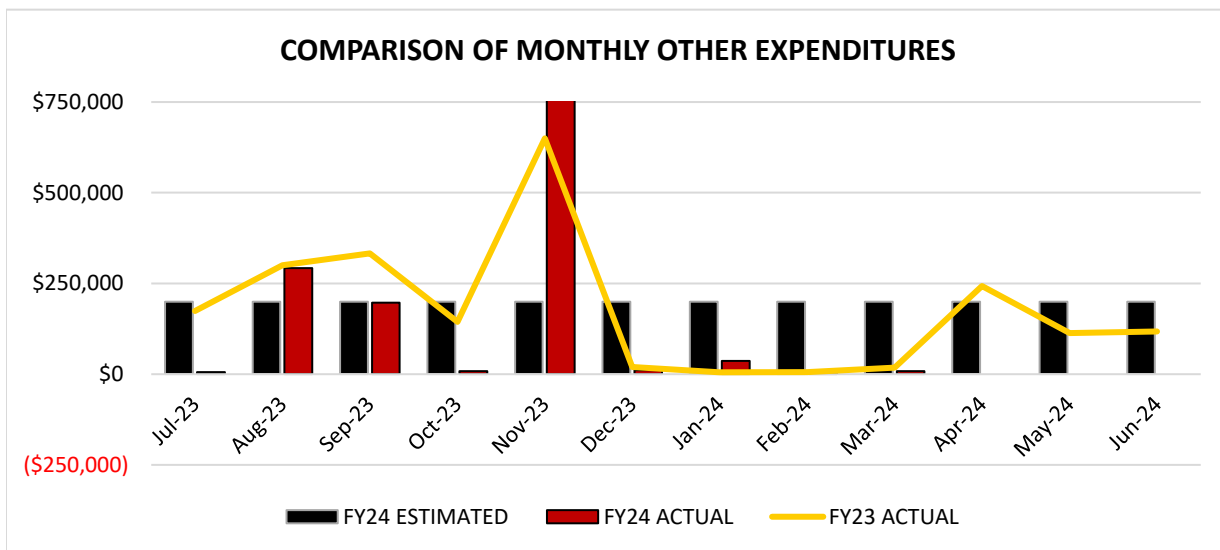
COMPARISON OF ALL OTHER EXPENDITURES

March 31, 2024

| | | Monthly | | Fiscal Year 2024 Year-to-Date |
|----------------------------------|-------|-------------|------------|----------------------------------|
| Actual Other Expenditures | | \$8,364 | | \$1,441,896 |
| Estimated Other Expenditures | | \$199,780 | | \$1,798,020 |
| Variance From Estimate | UNDER | (\$191,416) | UNDER | (\$356,124) |
| Variance From Estimate | UNDER | -95.81% | UNDER | -19.81% |
| Actual Prior Year | | \$17,902 | | \$1,649,429 |
| Total Fiscal Year 2024 Estimate | | | | \$2,397,362 |
| Percent Of Total Estimate Spent | | | | 60.15% |
| Percent Of Budget Year Completed | | | 9 month(s) | 75.00% |

DESCRIPTION: This category consists of advances, transfers, contingencies, auditor/treasurer fees, county board deductions, etc.

COMMENTS: FYTD expenditures are trending less than the forecast. This category is volatile, highly dependent upon time of the year.



SECTION II

Fiscal Policy



LEBANON CITY SCHOOL DISTRICT



Fiscal Policy

1. **Structurally Balanced Budget**

The annual Operating Budget will be structurally balanced throughout the budget process. Recurring revenues will equal or exceed recurring expenditures in both the proposed and adopted Operating Budgets. If a structural imbalance occurs, a plan will be developed by the Superintendent and Treasurer to bring the budget back into structural balance.

2. **Report on How the Budget Is Balanced**

The District Superintendent and Treasurer shall report to the Board on how the budget is balanced with a concise narrative, and if the budget is not in balance, the Superintendent and Treasurer will clearly delineate why and present a plan of options for corrective action within 90 days of the initial report.

3. **General Fund Balance**

The District shall maintain a General Fund Balance as follows:

- An unencumbered operating reserve equivalent to 10% (36.5 days of operating cash) or more of the General Fund's annual expenditure budget at fiscal year-end.
- The District will also only expend up to 100% of the District's annual available resources minus the prior year's reserve without board approval until an unencumbered operating reserve of 20% is

4. **Use of One-Time Resources**

Once the General Fund budget is brought into structural balance, one-time resources such as proceeds from asset sales, debt refinancing, one-time grants, revenue windfalls, budget savings, and similar non-recurring revenues shall not be used for current or new operating expenses. Appropriate uses of one-time resources include establishing and rebuilding emergency and operating reserves, early retirement of debt, capital expenditures and other non-recurring expenditures.

5. **Accounting and Financial Reporting**

The District will conform to generally accepted accounting principles as promulgated by Government Account Standards Board (GASB) and the Government Finance Officers Association (GFOA). Reporting will include the following:

- **Interim Financial Reports:** The Treasurer will prepare monthly financial reports for the Board of Education that analyze and evaluate the District's financial performance based upon the District's spending plan which is a month by month breakdown of anticipated revenues and expenditures for the entire fiscal year.
- **Red Flag Exceptions:** The Treasurer shall advise the Board of Education of significant negative or positive financial information as soon as he or she becomes aware of it and assesses the impact of the financial information on the District's financial situation.

6. Grants

District Staff will identify, apply for and effectively administer federal, state, local and other grants, which address the District's priorities and policy objectives and provide a positive cost benefit to the District, as determined by the Superintendent or his/her designee.

7. Financial Planning

The District shall develop a long-range financial plan that forecasts General Fund expenditures and revenues, which will include three years of history and five years of projections. The long-range financial plan will be updated and filed with the State of Ohio before every May 31st and October 31st. As part of the budget process, the Treasurer will advise the Board of potential long-range positive and negative trends along with an executive summary of those trends. The long-range financial plan should include an analysis of such factors as:

- State Revenue and Expenditure Impacts
- Legislative Issues Passed and Pending
- Real Estate Development - Commercial and Residential
- Demographic Changes Effecting Student Population
- And Other Indicators Affecting Funding and Expenditures

8. General Obligation Debt Limits

In keeping with the policy of fiscal responsibility, the District will stay within the General Assemblies debt limitations of nine percent of its tax valuation, except where allowed by law.

9. Policy Annual Review

Each fiscal year, the District's Community Audit Advisory Committee (CAAC) will review/revise this policy and make recommendations to the Board of Education for adoption.

SECTION III

Cash Summary Report (all funds)
Disbursement Summary Report
Lebanon CSD Bank Reconciliation Report
Lebanon CSD Payroll Reconciliation Report
Lebanon CSD Investment Report
Lebanon CSD Interest Earnings Report



LEBANON CITY SCHOOL DISTRICT

Cash Summary Report

| Full Account Code | Description | Initial Cash | MTD Received | FYTD Received | MTD Expended | FYTD Expended | Fund Balance | Encumbrance | Unencumbered Balance |
|-------------------|---|------------------|------------------|------------------|-----------------|------------------|------------------|-----------------|----------------------|
| 001-0000 | General Fund | \$ 26,220,438.33 | \$ 12,379,710.80 | \$ 55,733,922.68 | \$ 5,827,691.97 | \$ 50,378,130.73 | \$ 31,576,230.28 | \$ 1,892,977.57 | \$ 29,683,252.71 |
| 002-0000 | Bond Retirement Fund | 9,421,830.08 | 661.12 | 2,184,608.37 | 208,575.00 | 4,083,084.90 | 7,523,353.55 | 0.00 | 7,523,353.55 |
| 003-9008 | Lebanon Athletic Facilities Improvements | 2,594,312.96 | 3,649.37 | 582,591.21 | 3,001.25 | 741,746.25 | 2,435,157.92 | 2,308,556.24 | 126,601.68 |
| 003-9099 | Capital Projects Fund | 3,743,172.58 | 2,578.89 | 733,272.25 | 41,260.00 | 1,929,477.43 | 2,546,967.40 | 1,954,710.04 | 592,257.36 |
| 004-9000 | Building Fund | 45,248.18 | 68.68 | 579.59 | 0.00 | 0.00 | 45,827.77 | 0.00 | 45,827.77 |
| 004-9001 | Energy Conservation Fund | 9,994.32 | 0.00 | 0.00 | 0.00 | 0.00 | 9,994.32 | 0.00 | 9,994.32 |
| 004-9002 | 2013 Building Fund LFI | 324,393.01 | 0.00 | 0.00 | 0.00 | 0.00 | 324,393.01 | 34,572.16 | 289,820.85 |
| 004-9003 | Building Fund/LFI Interest | (5,197.71) | 0.00 | 0.00 | 500.00 | 500.00 | (5,697.71) | 0.00 | (5,697.71) |
| 006-0000 | Cafeteria Fund | 881,710.19 | 343,709.30 | 1,480,082.93 | 223,418.99 | 1,498,025.74 | 863,767.38 | 127,362.77 | 736,404.61 |
| 007-9003 | Lebanon CSD Administration Scholarship Fund | 1,389.82 | 109.26 | 610.26 | 0.00 | 0.00 | 2,000.08 | 0.00 | 2,000.08 |
| 007-9006 | Dennis Barr Jeffery Memorial Scholarship Fund | 306.62 | 1.48 | 13.09 | 0.00 | 0.00 | 319.71 | 0.00 | 319.71 |
| 007-9007 | Audrey Aileen Kite Scholarship Fund | 135,608.39 | 654.44 | 5,815.78 | 0.00 | 0.00 | 141,424.17 | 0.00 | 141,424.17 |
| 007-9009 | Jarod Bennett Memorial Fund | 576.01 | 2.77 | 22.78 | 0.00 | 0.00 | 598.79 | 0.00 | 598.79 |
| 007-9013 | Donald L. Palmer Scholarship Fund | 8,446.54 | 40.65 | 337.27 | 0.00 | 0.00 | 8,783.81 | 0.00 | 8,783.81 |
| 007-9017 | Diversity and Achievement Scholarship | 527.17 | 2.50 | 13.51 | 0.00 | 0.00 | 540.68 | 0.00 | 540.68 |
| 007-9019 | Gloria Taylor Memorial Scholarship | 12,346.28 | 59.41 | 492.47 | 0.00 | 0.00 | 12,838.75 | 0.00 | 12,838.75 |
| 007-9020 | Misc. Scholarships | 1,000.00 | 0.00 | 0.00 | 0.00 | 0.00 | 1,000.00 | 0.00 | 1,000.00 |
| 007-9100 | Molly McCool Memorial Scholarship Fund | 229.52 | 1.10 | 9.20 | 0.00 | 0.00 | 238.72 | 0.00 | 238.72 |
| 007-9101 | Rosalee Satchell/Domino's Pizza Scholar. Fund | 7,485.46 | 36.12 | 321.00 | 0.00 | 0.00 | 7,806.46 | 0.00 | 7,806.46 |
| 008-0000 | Louisa Jurey Wright Scholarship Fund | 15,278.74 | 73.35 | 644.28 | 0.00 | 0.00 | 15,923.02 | 0.00 | 15,923.02 |
| 008-9001 | Michael Rourke Scholarship Fund | 3,494.97 | 16.78 | 147.37 | 0.00 | 0.00 | 3,642.34 | 0.00 | 3,642.34 |
| 008-9002 | Friends of Academics Scholarship Fund | 100,900.71 | 484.44 | 4,254.86 | 0.00 | 0.00 | 105,155.57 | 0.00 | 105,155.57 |
| 008-9004 | Ron LeFeber Memorial Scholarship Fund | 6,663.65 | 33.16 | 534.43 | 0.00 | 0.00 | 7,198.08 | 0.00 | 7,198.08 |
| 009-9004 | LJHS USS Fund | 5,313.08 | 2,023.72 | 46,818.64 | 0.00 | 25,088.39 | 27,043.33 | 760.47 | 26,282.86 |
| 009-9005 | LHS USS Fund | 208,691.20 | 13,050.74 | 247,544.04 | 30,267.38 | 212,703.99 | 243,531.25 | 89,093.73 | 154,437.52 |
| 009-9006 | Bowman USS Fund | 130.64 | 1,653.50 | 44,914.25 | 1,000.14 | 39,362.03 | 5,682.86 | 775.00 | 4,907.86 |
| 009-9007 | Berry USS Fund | 2,225.37 | 1,205.25 | 28,666.50 | 2,061.09 | 27,438.27 | 3,453.60 | 815.53 | 2,638.07 |
| 009-9008 | Donovan USS Fund | 12,058.28 | 988.50 | 29,318.75 | 291.68 | 21,033.47 | 20,343.56 | 1,012.38 | 19,331.18 |
| 009-9009 | Art USS Fund | 0.00 | 1,036.50 | 22,733.56 | 45.36 | 14,884.10 | 7,849.46 | 3,594.33 | 4,255.13 |
| 009-9010 | Math Grades 6-8 USS | 0.00 | 698.25 | 18,224.25 | 0.00 | 94,922.40 | (76,698.15) | 0.00 | (76,698.15) |
| 009-9011 | Virtual Learning Supplies | 7,393.10 | 0.00 | 0.00 | 0.00 | 0.00 | 7,393.10 | 0.00 | 7,393.10 |
| 010-9000 | Classroom Facilities Project State Share | (421,796.98) | 0.00 | (707.65) | 0.00 | 17,256.83 | (439,761.46) | 334,036.37 | (773,797.83) |

LEBANON CITY SCHOOL DISTRICT

Cash Summary Report

| Full Account Code | Description | Initial Cash | MTD Received | FYTD Received | MTD Expended | FYTD Expended | Fund Balance | Encumbrance | Unencumbered Balance |
|-------------------|---|----------------|--------------|---------------|--------------|---------------|----------------|---------------|----------------------|
| 010-9001 | Classroom Facilities Project Local Share | \$ (57,509.28) | \$ 0.00 | \$ 0.00 | \$ 0.00 | \$ 9,531.17 | \$ (67,040.45) | \$ 184,938.93 | \$ (251,979.38) |
| 010-9900 | Classroom Facilities State Share/Interest | 332,522.22 | 0.00 | 707.65 | 0.00 | 0.00 | 333,229.87 | 0.00 | 333,229.87 |
| 010-9901 | Classroom Facilities Local Share/Interest | 984,212.46 | 50,195.30 | 591,422.46 | 0.00 | 0.00 | 1,575,634.92 | 0.00 | 1,575,634.92 |
| 018-9000 | LJHS Neediest Kids of All | 514.94 | 0.00 | 400.00 | 0.00 | 399.48 | 515.46 | 0.00 | 515.46 |
| 018-9001 | Bowman Neediest Kids of All | 7.93 | 0.00 | 1,500.00 | 0.00 | 979.51 | 528.42 | 528.42 | 0.00 |
| 018-9002 | LJHS Morning Market | 6,473.03 | 83.00 | 633.10 | 0.00 | 508.97 | 6,597.16 | 206.01 | 6,391.15 |
| 018-9003 | Donovan Neediest Kids of All | 831.68 | 0.00 | 2,000.00 | 0.00 | 1,505.44 | 1,326.24 | 493.76 | 832.48 |
| 018-9005 | Berry Neediest Kids of All | 15.27 | 0.00 | 1,000.00 | 0.00 | 694.25 | 321.02 | 374.68 | (53.66) |
| 018-9007 | LJHS Teachers' Lounge | 1,261.67 | 40.61 | 145.20 | 0.00 | 0.00 | 1,406.87 | 0.00 | 1,406.87 |
| 018-9009 | LHS Media Center Fund | 0.00 | 497.50 | 497.50 | 0.00 | 0.00 | 497.50 | 0.00 | 497.50 |
| 018-9010 | Transportation Dept's Lounge | 279.39 | 59.07 | 153.42 | 0.00 | 0.00 | 432.81 | 0.00 | 432.81 |
| 018-9011 | Donovan Media Center | 9,264.25 | 286.99 | 6,609.38 | 0.00 | 6,341.74 | 9,531.89 | 1,158.26 | 8,373.63 |
| 018-9013 | Bowman Media Center | 8,544.27 | 568.15 | 9,034.90 | 219.72 | 5,502.02 | 12,077.15 | 965.24 | 11,111.91 |
| 018-9015 | LJHS Building Fund | 18,411.85 | 2,277.26 | 11,338.21 | 553.00 | 15,825.97 | 13,924.09 | 736.50 | 13,187.59 |
| 018-9016 | Camp Joy (Berry) | 11,488.75 | 0.00 | 0.00 | 0.00 | 0.00 | 11,488.75 | 0.00 | 11,488.75 |
| 018-9019 | Donovan Building Fund | 5,988.71 | 21.95 | 14,238.88 | 8,079.75 | 29,199.87 | (8,972.28) | 2,383.76 | (11,356.04) |
| 018-9021 | Bowman Building Fund - Student | 26,641.73 | 8.19 | 22,711.87 | 3,353.23 | 21,015.86 | 28,337.74 | 5,081.72 | 23,256.02 |
| 018-9023 | Berry Building Fund | 9,258.99 | 2,949.13 | 7,845.26 | 945.23 | 9,192.64 | 7,911.61 | 5,738.32 | 2,173.29 |
| 018-9024 | LHS Building Fund | 9,268.81 | 26.61 | 6,506.22 | 31.97 | 8,821.26 | 6,953.77 | 2,941.96 | 4,011.81 |
| 018-9025 | LHS Bridges | 293.19 | 0.00 | 2,950.00 | 0.00 | 1,159.08 | 2,084.11 | 0.00 | 2,084.11 |
| 018-9027 | LJHS Media Center | 2,011.76 | 125.99 | 125.99 | 123.93 | 1,009.43 | 1,128.32 | 0.00 | 1,128.32 |
| 018-9028 | Berry Media Center | 2,575.23 | 694.89 | 4,615.78 | 0.00 | 3,349.89 | 3,841.12 | 2,809.11 | 1,032.01 |
| 018-9029 | Ticket Sales Fund | 6.48 | 4,403.00 | 11,665.00 | 0.00 | 7,100.00 | 4,571.48 | 0.00 | 4,571.48 |
| 018-9031 | LJHS - Washington DC Trip | 0.00 | 40.00 | 7,051.47 | 0.00 | 0.00 | 7,051.47 | 1,390.20 | 5,661.27 |
| 018-9032 | LJHS - Red Ticket Program | 2,000.00 | 0.00 | 378.24 | 364.47 | 1,090.86 | 1,287.38 | 165.99 | 1,121.39 |
| 018-9033 | Bowman Book Program Fund | 0.00 | 0.00 | 4,050.66 | 0.00 | 0.00 | 4,050.66 | 0.00 | 4,050.66 |
| 018-9034 | Warrior Assistance Fund | 0.00 | 0.00 | 750.00 | 0.00 | 0.00 | 750.00 | 0.00 | 750.00 |
| 018-9035 | Technology Repair Fund | 0.00 | 3,988.40 | 3,988.40 | 0.00 | 0.00 | 3,988.40 | 0.00 | 3,988.40 |
| 019-9002 | Making Middle Schools Work Grant | 315.00 | 0.00 | 0.00 | 0.00 | 0.00 | 315.00 | 0.00 | 315.00 |
| 019-9003 | Greater Cincy Foundation Grant Learning Links | 5.06 | 0.00 | 0.00 | 0.00 | 0.00 | 5.06 | 0.00 | 5.06 |
| 019-9005 | Greater Cincy Foundation Grant Learning Links | 12.18 | 0.00 | 0.00 | 0.00 | 0.00 | 12.18 | 0.00 | 12.18 |
| 019-9006 | Warren County Board of Dev Disabilites Grant | 4,739.92 | 0.00 | 50,000.00 | 5,223.28 | 41,786.18 | 12,953.74 | 0.00 | 12,953.74 |
| 019-9008 | Donovan Economics Program Fund | 107.24 | 0.00 | 0.00 | 0.00 | 0.00 | 107.24 | 0.00 | 107.24 |
| 019-9013 | Marth Holden Jennings Grant - McAndrews | 4,811.25 | 0.00 | 0.00 | 0.00 | 0.00 | 4,811.25 | 0.00 | 4,811.25 |
| 019-9014 | Morning Movers Grant | 73.33 | 0.00 | 0.00 | 0.00 | 0.00 | 73.33 | 0.00 | 73.33 |

LEBANON CITY SCHOOL DISTRICT

Cash Summary Report

| Full Account Code | Description | Initial Cash | MTD Received | FYTD Received | MTD Expended | FYTD Expended | Fund Balance | Encumbrance | Unencumbered Balance |
|-------------------|---|--------------|--------------|---------------|--------------|---------------|--------------|-------------|----------------------|
| 019-9016 | FUSE Grant - Donovan | \$ 0.00 | \$ 0.00 | \$ 4,400.00 | \$ 0.00 | \$ 0.00 | \$ 4,400.00 | \$ 0.00 | \$ 4,400.00 |
| 019-9019 | Virginia Hamilton Grant | 6.06 | 0.00 | 0.00 | 0.00 | 6.06 | 0.00 | 0.00 | 0.00 |
| 019-9020 | LEARNING LINKS GRANT - SENSORY BREAKS LHS | 12.21 | 0.00 | 0.00 | 0.00 | 0.00 | 12.21 | 0.00 | 12.21 |
| 019-9022 | Hope Squad, Suicide Prevention Grant | 283.39 | 0.00 | 0.00 | 0.00 | 0.00 | 283.39 | 0.00 | 283.39 |
| 019-9027 | High Schools That Work Mini Grant - LJHS | 625.03 | 0.00 | 0.00 | 0.00 | 0.00 | 625.03 | 0.00 | 625.03 |
| 019-9028 | Learning Links Grant - Career Tech | 1,296.00 | 0.00 | 0.00 | 0.00 | 0.00 | 1,296.00 | 0.00 | 1,296.00 |
| 019-9029 | High Schools That Work Mini Grant - LHS | 1,000.00 | 0.00 | 0.00 | 0.00 | 0.00 | 1,000.00 | 0.00 | 1,000.00 |
| 019-9030 | Mental Health Board Grant - FY24 | 0.00 | 0.00 | 2,200.00 | 0.00 | 2,200.00 | 0.00 | 0.00 | 0.00 |
| 022-9000 | Volleyball Tournament Fund | 0.00 | 0.00 | 3,992.00 | 0.00 | 3,360.71 | 631.29 | 0.00 | 631.29 |
| 022-9001 | Boys Soccer Tournament Fund | 0.00 | 0.00 | 277.00 | 0.00 | 409.33 | (132.33) | 0.00 | (132.33) |
| 022-9004 | Wrestling Tournament Fund | 0.00 | 4,120.50 | 5,807.50 | 0.00 | 0.00 | 5,807.50 | 0.00 | 5,807.50 |
| 022-9007 | Football Tournament Fund | 0.00 | 0.00 | 4,160.00 | 0.00 | 1,771.32 | 2,388.68 | 0.00 | 2,388.68 |
| 034-0000 | Classroom Facilities Maintenance .5 Mill | 773,746.16 | 1,152.18 | 230,234.28 | 33,351.00 | 235,153.20 | 768,827.24 | 37,562.00 | 731,265.24 |
| 200-9000 | Junior Council on World Affairs | 1,339.06 | 0.00 | 0.00 | 0.00 | 0.00 | 1,339.06 | 0.00 | 1,339.06 |
| 200-9001 | LHS Art Club | 164.94 | 0.00 | 0.00 | 0.00 | 0.00 | 164.94 | 0.00 | 164.94 |
| 200-9003 | LHS Drama Club | 11,123.49 | 1,408.00 | 1,408.00 | 1,785.47 | 4,952.49 | 7,579.00 | 5,717.43 | 1,861.57 |
| 200-9004 | LHS French Club | 362.22 | 0.00 | 0.00 | 0.00 | 0.00 | 362.22 | 0.00 | 362.22 |
| 200-9005 | LHS Spanish Club | 748.08 | 0.00 | 0.00 | 0.00 | 0.00 | 748.08 | 0.00 | 748.08 |
| 200-9006 | LHS FCCLA | 4,432.33 | 1,250.00 | 2,050.00 | 0.00 | 300.00 | 6,182.33 | 0.00 | 6,182.33 |
| 200-9007 | FBLA | 2,473.40 | 0.00 | 10,376.00 | 0.00 | 9,210.00 | 3,639.40 | 0.00 | 3,639.40 |
| 200-9008 | LHS National Honor Society | 3,868.45 | 0.00 | 1,668.00 | 0.00 | 889.25 | 4,647.20 | 1,548.19 | 3,099.01 |
| 200-9011 | LHS Recording Club | 1,061.89 | 0.00 | 0.00 | 0.00 | 1,000.00 | 61.89 | 0.00 | 61.89 |
| 200-9012 | AFJROTC | 8,960.67 | 110.00 | 1,752.50 | 1,328.02 | 4,198.91 | 6,514.26 | 497.07 | 6,017.19 |
| 200-9013 | LJHS Student Council | 9,103.38 | 0.00 | 0.00 | 0.00 | 269.98 | 8,833.40 | 300.00 | 8,533.40 |
| 200-9016 | LHS Student Council | 24,098.31 | 33,699.63 | 75,552.00 | 0.00 | 21,510.06 | 78,140.25 | 8,020.52 | 70,119.73 |
| 200-9017 | LJHS Warrior Pride Yearbook | 14,824.20 | 0.00 | 0.00 | 0.00 | (301.65) | 15,125.85 | 457.26 | 14,668.59 |
| 200-9025 | Key Club | 1,592.77 | 0.00 | 715.00 | 0.00 | 310.00 | 1,997.77 | 144.72 | 1,853.05 |
| 200-9027 | LHS Outdoor Adventure Club | 1,900.62 | 0.00 | 0.00 | 0.00 | 0.00 | 1,900.62 | 0.00 | 1,900.62 |
| 200-9029 | LHS Yearbook | 27,469.25 | 300.00 | 13,115.00 | 0.00 | 1,822.76 | 38,761.49 | 2,110.24 | 36,651.25 |
| 200-9030 | LJHS Spear Club | 1,635.87 | 0.00 | 0.00 | 29.98 | 123.02 | 1,512.85 | 226.98 | 1,285.87 |
| 200-9032 | LHS Ecology Club | 393.22 | 0.00 | 0.00 | 0.00 | 0.00 | 393.22 | 0.00 | 393.22 |
| 200-9033 | LHS Science Olympiad Fund | (203.46) | 0.00 | 158.92 | 0.00 | 0.00 | (44.54) | 0.00 | (44.54) |
| 200-9035 | LJHS Drama Club | 31,852.62 | 0.00 | 5,342.77 | 0.00 | 5,814.77 | 31,380.62 | 98.11 | 31,282.51 |
| 200-9037 | LJHS Renaissance Academic Success | 1,090.53 | 0.00 | 3.00 | 0.00 | 1,124.37 | (30.84) | 0.00 | (30.84) |
| 200-9038 | LHS Intramurals | 210.27 | 0.00 | 0.00 | 0.00 | 0.00 | 210.27 | 0.00 | 210.27 |
| 200-9040 | Daylight Prom | 1,516.77 | 0.00 | 1,000.00 | 0.00 | 0.00 | 2,516.77 | 0.00 | 2,516.77 |

LEBANON CITY SCHOOL DISTRICT

Cash Summary Report

| Full Account Code | Description | Initial Cash | MTD Received | FYTD Received | MTD Expended | FYTD Expended | Fund Balance | Encumbrance | Unencumbered Balance |
|-------------------|--|--------------|--------------|---------------|--------------|---------------|--------------|-------------|----------------------|
| 200-9045 | LJHS Science Club | \$ 536.85 | \$ 0.00 | \$ 0.00 | \$ 0.00 | \$ 0.00 | \$ 536.85 | \$ 0.00 | \$ 536.85 |
| 200-9046 | LHS Gender Sexuality Alliance (GSA) | 887.10 | 0.00 | 0.00 | 0.00 | 0.00 | 887.10 | 0.00 | 887.10 |
| 200-9047 | LJHS Builders' Club | 22.50 | 0.00 | 0.00 | 0.00 | 0.00 | 22.50 | 0.00 | 22.50 |
| 200-9048 | LHS Class of 2022 | 8,531.94 | 0.00 | 0.00 | 0.00 | 8,531.94 | 0.00 | 0.00 | 0.00 |
| 200-9050 | LJHS Pop Culture Club | 247.86 | 0.00 | 0.00 | 0.00 | 0.00 | 247.86 | 0.00 | 247.86 |
| 200-9051 | LHS Beverage Cart | 752.04 | 0.00 | 0.00 | 0.00 | 338.00 | 414.04 | 0.00 | 414.04 |
| 200-9052 | LHS Class of 2023 | 1,216.81 | 0.00 | 0.00 | 0.00 | 0.00 | 1,216.81 | 0.00 | 1,216.81 |
| 200-9054 | LHS Hope Squad | 1,392.10 | 0.00 | 500.00 | 418.20 | 789.90 | 1,102.20 | 76.67 | 1,025.53 |
| 200-9055 | LJHS WarZone | 912.69 | 0.00 | 706.00 | 0.00 | 1,050.39 | 568.30 | 0.00 | 568.30 |
| 200-9056 | LHS Class of 2024 | 3,358.54 | 279.00 | 572.00 | 485.00 | 980.98 | 2,949.56 | 304.77 | 2,644.79 |
| 200-9057 | LHS Class of 2025 | 2,424.14 | 0.00 | 2,931.00 | 0.00 | 356.51 | 4,998.63 | 0.00 | 4,998.63 |
| 200-9058 | Berry Student Council | 1,602.40 | 0.00 | 0.00 | 0.00 | 1,180.00 | 422.40 | 0.00 | 422.40 |
| 200-9059 | LHS Class of 2026 | 649.20 | 0.00 | 532.42 | 0.00 | 314.16 | 867.46 | 0.00 | 867.46 |
| 200-9060 | LHS Maroon Makers | 60.00 | 0.00 | 0.00 | 0.00 | 0.00 | 60.00 | 0.00 | 60.00 |
| 200-9061 | LHS Class of 2027 | 0.00 | 0.00 | 1,830.00 | 0.00 | 956.25 | 873.75 | 0.00 | 873.75 |
| 300-9401 | Varsity Winter Guard | 0.00 | 1,395.00 | 10,900.00 | 0.00 | 5,209.20 | 5,690.80 | 650.60 | 5,040.20 |
| 300-9402 | Junior Varsity Winter Guard | 0.00 | 550.00 | 6,090.00 | 0.00 | 2,261.93 | 3,828.07 | 268.34 | 3,559.73 |
| 300-9403 | Intermediate Winter Guard | 0.00 | 0.00 | 0.00 | 0.00 | 250.58 | (250.58) | 0.00 | (250.58) |
| 300-9404 | LHS Drumline | 127.07 | 3,000.00 | 13,100.00 | 6,042.00 | 7,154.81 | 6,072.26 | 1,079.67 | 4,992.59 |
| 300-9406 | Orchestra | 0.00 | 50.00 | 9,678.50 | 0.00 | 4,004.08 | 5,674.42 | 288.74 | 5,385.68 |
| 300-9500 | LHS Athletic Department | 102,060.31 | 12,439.00 | 283,255.47 | 51,494.82 | 327,538.10 | 57,777.68 | 56,747.78 | 1,029.90 |
| 300-9505 | LHS Captain's Council | 670.03 | 0.00 | 0.00 | 0.00 | 250.87 | 419.16 | 535.14 | (115.98) |
| 300-9506 | Boys Club Volleyball | 5,735.27 | 2,340.00 | 2,340.00 | 2,145.00 | 3,627.60 | 4,447.67 | 2,421.00 | 2,026.67 |
| 300-9513 | Indoor Track & Field | 791.00 | 0.00 | 2,090.00 | 0.00 | 1,150.00 | 1,731.00 | 0.00 | 1,731.00 |
| 300-9514 | LJHS Athletic Department | 0.00 | 350.00 | 34,563.96 | 3,798.42 | 20,808.92 | 13,755.04 | 3,878.00 | 9,877.04 |
| 300-9515 | LJHS Athletic Concessions | 855.08 | 0.00 | 0.00 | 0.00 | 0.00 | 855.08 | 0.00 | 855.08 |
| 300-9516 | LHS Dance Team | 1,458.10 | 0.00 | 439.66 | 640.00 | 1,055.75 | 842.01 | 360.00 | 482.01 |
| 300-9993 | LHS Baseball Team - Historical Society | 5,496.36 | 3,337.65 | 13,912.82 | 318.00 | 10,302.00 | 9,107.18 | 5,090.24 | 4,016.94 |
| 401-9022 | St. Francis Auxiliary Services FY22 | 38,553.29 | 0.00 | 0.00 | 0.00 | 38,553.29 | 0.00 | 0.00 | 0.00 |
| 401-9023 | St. Francis Auxiliary Services FY23 | 43,294.10 | 0.00 | 0.00 | 0.00 | 43,294.10 | 0.00 | 0.00 | 0.00 |
| 401-9024 | St. Francis Auxiliary Services FY24 | 0.00 | 185.29 | 150,832.21 | 3,936.39 | 27,188.49 | 123,643.72 | 1,500.00 | 122,143.72 |
| 401-9122 | Lebanon United Methodist Kindergarten FY22 | 11,410.81 | 0.00 | 0.00 | 0.00 | 11,410.81 | 0.00 | 0.00 | 0.00 |
| 401-9123 | Lebanon United Methodist Kindergarten FY23 | 5,853.18 | 0.00 | 0.00 | 0.00 | 5,853.18 | 0.00 | 0.00 | 0.00 |
| 401-9124 | Lebanon United Methodist Kindergarten FY24 | 0.00 | 14.39 | 10,313.10 | 139.20 | 710.95 | 9,602.15 | 91.20 | 9,510.95 |
| 401-9223 | Lebanon Christian Auxiliary Services FY23 | 128,319.75 | 0.00 | 0.00 | 0.00 | 128,319.75 | 0.00 | 0.00 | 0.00 |

LEBANON CITY SCHOOL DISTRICT

Cash Summary Report

| Full Account Code | Description | Initial Cash | MTD Received | FYTD Received | MTD Expended | FYTD Expended | Fund Balance | Encumbrance | Unencumbered Balance |
|-------------------|--|--------------|--------------|---------------|--------------|---------------|---------------|-------------|----------------------|
| 401-9224 | Lebanon Christian Auxiliary Services FY24 | \$ 0.00 | \$ 271.42 | \$ 429,848.32 | \$ 32,466.96 | \$ 248,737.23 | \$ 181,111.09 | \$ 564.77 | \$ 180,546.32 |
| 451-9022 | FY 22 Connectivity Grant | 4,500.00 | 0.00 | 0.00 | 0.00 | 0.00 | 4,500.00 | 0.00 | 4,500.00 |
| 451-9023 | FY 23 Network Subsidy | 9,000.00 | 0.00 | 0.00 | 0.00 | 0.00 | 9,000.00 | 0.00 | 9,000.00 |
| 451-9024 | Data Communication Fund | 0.00 | 5,257.15 | 9,987.65 | 0.00 | 0.00 | 9,987.65 | 0.00 | 9,987.65 |
| 461-9023 | Making Middle Schools Work FY23 | (4,000.00) | 0.00 | 4,000.00 | 0.00 | 0.00 | 0.00 | 0.00 | 0.00 |
| 461-9118 | Making Middle Grades Work - Berry | 115.34 | 0.00 | 0.00 | 0.00 | 0.00 | 115.34 | 0.00 | 115.34 |
| 467-9020 | Student Wellness and Success Fund | 213,125.75 | 0.00 | 0.00 | 5,953.01 | 90,537.42 | 122,588.33 | 0.00 | 122,588.33 |
| 499-9020 | School Safety Grant | 15,799.25 | 0.00 | 0.00 | 0.00 | 2,788.00 | 13,011.25 | 0.00 | 13,011.25 |
| 499-9023 | School Safety Grant FY 23 | 39,811.36 | 0.00 | 0.00 | 0.00 | 27,939.36 | 11,872.00 | 11,872.00 | 0.00 |
| 499-9124 | Parent Mentor Grant FY 24 | 0.00 | 0.00 | 8,466.16 | 2,901.82 | 17,032.50 | (8,566.34) | 0.00 | (8,566.34) |
| 507-9123 | ESSER ARP Grant Funds (COVID) - FY23 | (120,499.08) | 0.00 | 734,814.58 | 0.00 | 614,315.50 | 0.00 | 100,000.00 | (100,000.00) |
| 507-9124 | ESSER ARP Grant Funds (COVID) - FY24 | 0.00 | 164,894.18 | 439,049.74 | 69,090.18 | 479,575.50 | (40,525.76) | 0.00 | (40,525.76) |
| 507-9323 | ARP Homeless Grant - FY 23 | (3,473.49) | 0.00 | 3,473.49 | 0.00 | 0.00 | 0.00 | 0.00 | 0.00 |
| 507-9324 | ARP Homeless Grant - FY 24 | 0.00 | 5,964.11 | 7,438.76 | 6,138.91 | 8,698.27 | (1,259.51) | 5,072.83 | (6,332.34) |
| 516-9023 | IDEA, PART B FY 23 | (389,683.16) | 0.00 | 599,523.45 | 0.00 | 209,840.29 | 0.00 | 0.00 | 0.00 |
| 516-9024 | IDEA, PART B FY 24 | 0.00 | 362,880.88 | 744,608.67 | 114,888.77 | 812,931.78 | (68,323.11) | 20,269.13 | (88,592.24) |
| 516-9222 | IDEA, Part B ESSER Funds | (8,010.08) | 0.00 | 8,010.08 | 0.00 | 0.00 | 0.00 | 0.00 | 0.00 |
| 516-9223 | IDEA, Part B ESSER Funds | (58,564.56) | 0.00 | 154,549.66 | 0.00 | 95,985.10 | 0.00 | 0.00 | 0.00 |
| 551-9023 | Title III, LEP FY 23 | (13,191.92) | 0.00 | 13,191.92 | 0.00 | 0.00 | 0.00 | 0.00 | 0.00 |
| 551-9024 | Title III, LEP FY 24 | 0.00 | 1,801.90 | 10,454.94 | 720.76 | 10,815.32 | (360.38) | 0.00 | (360.38) |
| 572-9023 | TITLE I FY 23 | (40,540.22) | 0.00 | 114,131.29 | 0.00 | 73,591.07 | 0.00 | 0.00 | 0.00 |
| 572-9024 | TITLE I FY 24 | 0.00 | 123,158.48 | 390,859.05 | 62,179.47 | 442,534.67 | (51,675.62) | 769.09 | (52,444.71) |
| 572-9123 | Expanding Opportunities Grant FY23 | (12,488.89) | 0.00 | 12,488.89 | 0.00 | 0.00 | 0.00 | 0.00 | 0.00 |
| 584-9023 | Title IV-A Student Support & Acad. Enrich. | 0.00 | 0.00 | 7,282.85 | 0.00 | 7,282.85 | 0.00 | 0.00 | 0.00 |
| 584-9024 | Title IV-A Student Support & Acad. Enrich. | 0.00 | 10,800.00 | 17,550.00 | 10,500.00 | 17,250.00 | 300.00 | 0.00 | 300.00 |
| 584-9124 | Title IV-A Stronger Connections Grant | 0.00 | 3,600.00 | 3,600.00 | 3,900.00 | 3,900.00 | (300.00) | 0.00 | (300.00) |
| 587-9023 | IDEA, Early Childhood Education FY 23 | (29,772.17) | 0.00 | 29,772.17 | 0.00 | 0.00 | 0.00 | 0.00 | 0.00 |
| 587-9024 | IDEA, Early Childhood Education FY 24 | 0.00 | 8,942.75 | 17,885.50 | 3,577.10 | 19,674.05 | (1,788.55) | 0.00 | (1,788.55) |
| 587-9123 | ARP IDEA Early Childhood - FY23 | (3,043.76) | 0.00 | 16,938.10 | 0.00 | 13,894.34 | 0.00 | 0.00 | 0.00 |
| 590-9023 | TITLE II-A FY 23 | 0.00 | 0.00 | 18,957.45 | 0.00 | 18,957.45 | 0.00 | 0.00 | 0.00 |
| 590-9024 | TITLE II-A FY 24 | 0.00 | 27,637.93 | 76,389.02 | 0.00 | 48,751.09 | 27,637.93 | 0.00 | 27,637.93 |
| 599-9023 | School Safety Grant OFCC FY23 | 346,564.01 | 0.00 | 0.00 | 23,149.50 | 93,407.50 | 253,156.51 | 253,156.51 | 0.00 |
| 599-9024 | Emergency Connectivity Fund | (87,807.41) | 0.00 | 74,025.00 | 0.00 | 0.00 | (13,782.41) | 0.00 | (13,782.41) |

LEBANON CITY SCHOOL DISTRICT

Cash Summary Report

| Full Account Code | Description | Initial Cash | MTD Received | FYTD Received | MTD Expended | FYTD Expended | Fund Balance | Encumbrance | Unencumbered Balance |
|--------------------|-------------|------------------|------------------|------------------|-----------------|------------------|------------------|-----------------|----------------------|
| | Grant | | | | | | | | |
| Grand Total | | \$ 45,880,645.04 | \$ 13,600,005.56 | \$ 66,784,201.11 | \$ 6,798,385.42 | \$ 63,554,674.56 | \$ 49,110,171.59 | \$ 7,479,858.45 | \$ 41,630,313.14 |

Start Date: 03/01/2024

End Date: 03/31/2024

LEBANON CITY SCHOOL DISTRICT

Disbursement Summary Report

| Reference Number | Check Number | Type | Date | Name | Vendor # | Status | Reconcile Date | Void Date | Amount |
|------------------|--------------|------------------------|-----------|------------------------------------|----------|------------|----------------|-----------|----------|
| 47509 | | 0 ACCOUNTS_PAYA BLE | 3/6/2024 | WARREN COUNTY ESC | 901055 | VOID | | 3/6/2024 | \$ 30.00 |
| 47594 | | 0 ACCOUNTS_PAYA BLE | 3/14/2024 | LEBANON CITY SCHOOLS | 901040 | VOID | | 3/31/2024 | 1,034.26 |
| 47400 | 189001 | ACCOUNTS_PAYA BLE | 3/1/2024 | DUKE ENERGY | 30760 | RECONCILED | 3/31/2024 | | 6,175.38 |
| 47462 | 189012 | ACCOUNTS_PAYA BLE | 3/6/2024 | 4IMPRINT, INC. | 803345 | RECONCILED | 3/31/2024 | | 1,999.11 |
| 47419 | 189013 | ACCOUNTS_PAYA BLE | 3/6/2024 | Ace Hardware W.C. | 802545 | RECONCILED | 3/31/2024 | | 307.35 |
| 47556 | 189014 | ACCOUNTS_PAYA BLE | 3/6/2024 | AGParts Worldwide | 808482 | RECONCILED | 3/31/2024 | | 1,646.25 |
| 47554 | 189015 | ACCOUNTS_PAYA BLE | 3/6/2024 | AIRGAS USA LLC | 804036 | RECONCILED | 3/31/2024 | | 266.29 |
| 47436 | 189016 | ACCOUNTS_PAYA BLE | 3/6/2024 | ALCOR SUPPLY COMPANY | 809425 | RECONCILED | 3/31/2024 | | 2,591.60 |
| 47519 | 189017 | ACCOUNTS_PAYA BLE | 3/6/2024 | AMERICAN COUNCIL ON EXERCISE | 810469 | RECONCILED | 3/31/2024 | | 1,990.00 |
| 47417 | 189018 | ACCOUNTS_PAYA BLE | 3/6/2024 | AMY UECKER | 810457 | RECONCILED | 3/31/2024 | | 101.94 |
| 47448 | 189019 | ACCOUNTS_PAYA BLE | 3/6/2024 | BAND SHOPPE | 805593 | RECONCILED | 3/31/2024 | | 256.30 |
| 47540 | 189020 | ACCOUNTS_PAYA BLE | 3/6/2024 | BATTERIES PLUS | 805394 | RECONCILED | 3/31/2024 | | 1,259.96 |
| 47524 | 189021 | ACCOUNTS_PAYA BLE | 3/6/2024 | BECKMAN ENVIRONMENTA L | 20330 | RECONCILED | 3/31/2024 | | 133.10 |
| 47521 | 189022 | ACCOUNTS_PAYA BLE | 3/6/2024 | BEST DRIVE LLC | 807700 | RECONCILED | 3/31/2024 | | 1,255.00 |
| 47555 | 189023 | ACCOUNTS_PAYA BLE | 3/6/2024 | BLICK ART MATERIALS | 20520 | RECONCILED | 3/31/2024 | | 45.36 |
| 47494 | 189024 | ACCOUNTS_PAYA BLE | 3/6/2024 | BRAIZLEE PRICE | 810133 | RECONCILED | 3/31/2024 | | 100.00 |
| 47529 | 189025 | ACCOUNTS_PAYA BLE | 3/6/2024 | BRENNAN, CHRIS | 807511 | RECONCILED | 3/31/2024 | | 28.88 |
| 47514 | 189026 | ACCOUNTS_PAYA BLE | 3/6/2024 | BRICKER GRAYDON LLP | 810148 | RECONCILED | 3/31/2024 | | 2,419.50 |
| 47470 | 189027 | ACCOUNTS_PAYA BLE | 3/6/2024 | BROOKS; MARGARET JO | 20992 | RECONCILED | 3/31/2024 | | 39.50 |
| 47497 | 189028 | ACCOUNTS_PAYA BLE | 3/6/2024 | BSN SPORTS , LLC | 20920 | RECONCILED | 3/31/2024 | | 2,666.96 |
| 47560 | 189029 | ACCOUNTS_PAYA BLE | 3/6/2024 | BUSKIRK; ROBYN | 610032 | RECONCILED | 3/31/2024 | | 58.94 |
| 47506 | 189030 | ACCOUNTS_PAYA BLE | 3/6/2024 | BUTLER CO. ESC | 804648 | RECONCILED | 3/31/2024 | | 5,665.28 |
| 47440 | 189031 | ACCOUNTS_PAYA BLE | 3/6/2024 | CAIN; AMY | 809195 | RECONCILED | 3/31/2024 | | 1.75 |

Start Date: 03/01/2024

End Date: 03/31/2024

LEBANON CITY SCHOOL DISTRICT

Disbursement Summary Report

| Reference Number | Check Number | Type | Date | Name | Vendor # | Status | Reconcile Date | Void Date | Amount |
|------------------|--------------|----------------------|----------|--|----------|-------------|----------------|-----------|-----------|
| 47510 | 189032 | ACCOUNTS_PAYA BLE | 3/6/2024 | CALLAHAN; RANDY | 30048 | RECONCILED | 3/31/2024 | | \$ 11.65 |
| 47559 | 189033 | ACCOUNTS_PAYA BLE | 3/6/2024 | CALVERT; HEIDI | 801868 | RECONCILED | 3/31/2024 | | 7.93 |
| 47515 | 189034 | ACCOUNTS_PAYA BLE | 3/6/2024 | CARDINAL LANDSCAPING | 808746 | RECONCILED | 3/31/2024 | | 7,605.00 |
| 47525 | 189035 | ACCOUNTS_PAYA BLE | 3/6/2024 | CASE TOWING LLC | 30202 | RECONCILED | 3/31/2024 | | 1,575.00 |
| 47410 | 189036 | ACCOUNTS_PAYA BLE | 3/6/2024 | CDW GOVERNMENT INC. | 30015 | RECONCILED | 3/31/2024 | | 3,197.49 |
| 47547 | 189037 | ACCOUNTS_PAYA BLE | 3/6/2024 | CHAMBERLIN; PAULA | 30470 | RECONCILED | 3/31/2024 | | 22.88 |
| 47489 | 189038 | ACCOUNTS_PAYA BLE | 3/6/2024 | CHARD SNYDER & ASSOCIATES | 806236 | RECONCILED | 3/31/2024 | | 1,141.00 |
| 47550 | 189039 | ACCOUNTS_PAYA BLE | 3/6/2024 | CINCINNATI BELL | 802777 | RECONCILED | 3/31/2024 | | 69.60 |
| 47513 | 189040 | ACCOUNTS_PAYA BLE | 3/6/2024 | CINCINNATI CENTER FOR AUTISM | 808734 | RECONCILED | 3/31/2024 | | 33,218.20 |
| 47443 | 189041 | ACCOUNTS_PAYA BLE | 3/6/2024 | CINCINNATI OCCUPATIONAL THERAPY INSTITUTE | 809884 | RECONCILED | 3/31/2024 | | 525.00 |
| 47434 | 189042 | ACCOUNTS_PAYA BLE | 3/6/2024 | CINTAS | 30810 | RECONCILED | 3/31/2024 | | 350.45 |
| 47565 | 189043 | ACCOUNTS_PAYA BLE | 3/6/2024 | CLARY SIGNS | 30926 | RECONCILED | 3/31/2024 | | 262.36 |
| 47432 | 189044 | ACCOUNTS_PAYA BLE | 3/6/2024 | COCA COLA BOTTLING CO. | 807475 | RECONCILED | 3/31/2024 | | 2,989.40 |
| 47564 | 189045 | ACCOUNTS_PAYA BLE | 3/6/2024 | COLEMAN; JENNIFER | 121078 | RECONCILED | 3/31/2024 | | 65.74 |
| 47473 | 189046 | ACCOUNTS_PAYA BLE | 3/6/2024 | COMMERCIAL PARTS & SERVICE | 808635 | RECONCILED | 3/31/2024 | | 670.00 |
| 47482 | 189047 | ACCOUNTS_PAYA BLE | 3/6/2024 | CONNER; LAURA | 130074 | OUTSTANDING | | | 4.47 |
| 47546 | 189048 | ACCOUNTS_PAYA BLE | 3/6/2024 | CONTINENTAL OFFICE | 807112 | RECONCILED | 3/31/2024 | | 625.00 |
| 47563 | 189049 | ACCOUNTS_PAYA BLE | 3/6/2024 | CORPORATION FOR FINDLAY MARKET | 809437 | RECONCILED | 3/31/2024 | | 202.50 |
| 47416 | 189050 | ACCOUNTS_PAYA BLE | 3/6/2024 | COUNTRYSIDE YMCA | 31487 | RECONCILED | 3/31/2024 | | 3,740.00 |
| 47492 | 189051 | ACCOUNTS_PAYA BLE | 3/6/2024 | CREEKSIDE MIDDLE SCHOOL | 810488 | RECONCILED | 3/31/2024 | | 200.00 |
| 47535 | 189052 | ACCOUNTS_PAYA BLE | 3/6/2024 | CROCKETT; MICHELLE | 807148 | RECONCILED | 3/31/2024 | | 58.14 |

Start Date: 03/01/2024

End Date: 03/31/2024

LEBANON CITY SCHOOL DISTRICT

Disbursement Summary Report

| Reference Number | Check Number | Type | Date | Name | Vendor # | Status | Reconcile Date | Void Date | Amount |
|------------------|--------------|----------------------|----------|------------------------------------|----------|-------------|----------------|-----------|-----------|
| 47422 | 189053 | ACCOUNTS_PAYA BLE | 3/6/2024 | CTL CORPORATION | 806880 | RECONCILED | 3/31/2024 | | \$ 383.80 |
| 47536 | 189054 | ACCOUNTS_PAYA BLE | 3/6/2024 | CULLIGAN OF FAIRBORN | 31760 | RECONCILED | 3/31/2024 | | 566.55 |
| 47487 | 189055 | ACCOUNTS_PAYA BLE | 3/6/2024 | DALTON; BRIAN | 40055 | RECONCILED | 3/31/2024 | | 56.84 |
| 47476 | 189056 | ACCOUNTS_PAYA BLE | 3/6/2024 | DELL MARKETING L.P. | 40323 | RECONCILED | 3/31/2024 | | 1,017.11 |
| 47414 | 189057 | ACCOUNTS_PAYA BLE | 3/6/2024 | DID YOU KNOW PUBLISHING INC | 808335 | RECONCILED | 3/31/2024 | | 13,320.00 |
| 47511 | 189058 | ACCOUNTS_PAYA BLE | 3/6/2024 | DK TROPHY | 40012 | VOID | | 3/25/2024 | 252.00 |
| 47538 | 189059 | ACCOUNTS_PAYA BLE | 3/6/2024 | DONUT SHOP | 40670 | RECONCILED | 3/31/2024 | | 50.00 |
| 47428 | 189060 | ACCOUNTS_PAYA BLE | 3/6/2024 | DUKE ENERGY | 30760 | RECONCILED | 3/31/2024 | | 2,254.31 |
| 47561 | 189061 | ACCOUNTS_PAYA BLE | 3/6/2024 | EDGEWOOD CITY SCHOOLS | 50180 | RECONCILED | 3/31/2024 | | 225.00 |
| 47566 | 189062 | ACCOUNTS_PAYA BLE | 3/6/2024 | ENNIS BRITTON CO, LPA | 50660 | RECONCILED | 3/31/2024 | | 3,421.50 |
| 47435 | 189063 | ACCOUNTS_PAYA BLE | 3/6/2024 | ERVIN EDUCATIONAL CONSULTING | 808558 | OUTSTANDING | | | 3,000.00 |
| 47420 | 189064 | ACCOUNTS_PAYA BLE | 3/6/2024 | ESE SOLUTIONS, LLC | 810456 | RECONCILED | 3/31/2024 | | 9,585.00 |
| 47429 | 189065 | ACCOUNTS_PAYA BLE | 3/6/2024 | FLINT; AMY | 808116 | RECONCILED | 3/31/2024 | | 77.09 |
| 47541 | 189066 | ACCOUNTS_PAYA BLE | 3/6/2024 | FRANK; ANNA | 806490 | RECONCILED | 3/31/2024 | | 66.05 |
| 47451 | 189067 | ACCOUNTS_PAYA BLE | 3/6/2024 | FRIENDSOFFICE | 810119 | RECONCILED | 3/31/2024 | | 321.57 |
| 47452 | 189068 | ACCOUNTS_PAYA BLE | 3/6/2024 | FROST BROWN TODD LLC | 803510 | RECONCILED | 3/31/2024 | | 477.00 |
| 47499 | 189069 | ACCOUNTS_PAYA BLE | 3/6/2024 | GIBBS SMITH EDUCATION | 70267 | RECONCILED | 3/31/2024 | | 449.97 |
| 47458 | 189070 | ACCOUNTS_PAYA BLE | 3/6/2024 | GLIATTI, MICHAEL | 804922 | RECONCILED | 3/31/2024 | | 100.00 |
| 47459 | 189071 | ACCOUNTS_PAYA BLE | 3/6/2024 | GORDON; BRET | 805691 | RECONCILED | 3/31/2024 | | 221.47 |
| 47558 | 189072 | ACCOUNTS_PAYA BLE | 3/6/2024 | GRALER; MARK | 70530 | RECONCILED | 3/31/2024 | | 16.82 |
| 47507 | 189073 | ACCOUNTS_PAYA BLE | 3/6/2024 | GREENE; CASEY | 190500 | RECONCILED | 3/31/2024 | | 132.49 |
| 47569 | 189074 | ACCOUNTS_PAYA BLE | 3/6/2024 | GUERRA, JEROMY | 806798 | RECONCILED | 3/31/2024 | | 146.11 |
| 47542 | 189075 | ACCOUNTS_PAYA BLE | 3/6/2024 | HAHN; RACHEL | 80000 | RECONCILED | 3/31/2024 | | 11.34 |
| 47480 | 189076 | ACCOUNTS_PAYA | 3/6/2024 | HAMILTON | 80138 | RECONCILED | 3/31/2024 | | 6,370.00 |

Start Date: 03/01/2024

End Date: 03/31/2024

LEBANON CITY SCHOOL DISTRICT

Disbursement Summary Report

| Reference Number | Check Number | Type | Date | Name | Vendor # | Status | Reconcile Date | Void Date | Amount |
|------------------|--------------|-----------------------------|----------|--|----------|-------------|----------------|-----------|-------------|
| 47409 | 189077 | BLE ACCOUNTS_PAYA BLE | 3/6/2024 | COUNTY ESC HERSHEY CREAMERY COMPANY | 804945 | RECONCILED | 3/31/2024 | | \$ 1,699.20 |
| 47479 | 189078 | BLE ACCOUNTS_PAYA BLE | 3/6/2024 | HESTER; SARAH | 807427 | RECONCILED | 3/31/2024 | | 44.71 |
| 47495 | 189079 | BLE ACCOUNTS_PAYA BLE | 3/6/2024 | HOBART SERVICE | 80813 | RECONCILED | 3/31/2024 | | 8,085.06 |
| 47438 | 189080 | BLE ACCOUNTS_PAYA BLE | 3/6/2024 | HODGES; KRISTEN | 806523 | RECONCILED | 3/31/2024 | | 52.72 |
| 47465 | 189081 | BLE ACCOUNTS_PAYA BLE | 3/6/2024 | HOME DEPOT CREDIT SERVICES | 80907 | RECONCILED | 3/31/2024 | | 124.14 |
| 47544 | 189082 | BLE ACCOUNTS_PAYA BLE | 3/6/2024 | HTG | 807157 | RECONCILED | 3/31/2024 | | 285.00 |
| 47543 | 189083 | BLE ACCOUNTS_PAYA BLE | 3/6/2024 | IANNELLI; DAVID | 88000 | OUTSTANDING | | | 40.32 |
| 47504 | 189084 | BLE ACCOUNTS_PAYA BLE | 3/6/2024 | IXL LEARNING INC | 808568 | RECONCILED | 3/31/2024 | | 1,320.00 |
| 47490 | 189085 | BLE ACCOUNTS_PAYA BLE | 3/6/2024 | JEFF BURTON | 810262 | RECONCILED | 3/31/2024 | | 275.00 |
| 47427 | 189086 | BLE ACCOUNTS_PAYA BLE | 3/6/2024 | JENIFER MOORHEAD | 810334 | RECONCILED | 3/31/2024 | | 75.26 |
| 47493 | 189087 | BLE ACCOUNTS_PAYA BLE | 3/6/2024 | JENNIFER LOESCHE | 810123 | RECONCILED | 3/31/2024 | | 12.98 |
| 47503 | 189088 | BLE ACCOUNTS_PAYA BLE | 3/6/2024 | JESSICA BARNUM | 810333 | RECONCILED | 3/31/2024 | | 15.75 |
| 47471 | 189089 | BLE ACCOUNTS_PAYA BLE | 3/6/2024 | JESSICA CLARK | 810126 | RECONCILED | 3/31/2024 | | 38.62 |
| 47447 | 189090 | BLE ACCOUNTS_PAYA BLE | 3/6/2024 | JOHN R THOMAS | 810427 | RECONCILED | 3/31/2024 | | 5,009.37 |
| 47455 | 189091 | BLE ACCOUNTS_PAYA BLE | 3/6/2024 | KATHERINE WHEELER | 810263 | RECONCILED | 3/31/2024 | | 1,535.00 |
| 47483 | 189092 | BLE ACCOUNTS_PAYA BLE | 3/6/2024 | KEITH PANTLING | 809109 | RECONCILED | 3/31/2024 | | 192.71 |
| 47552 | 189093 | BLE ACCOUNTS_PAYA BLE | 3/6/2024 | KELLY'S MEATS & DELI | 806652 | RECONCILED | 3/31/2024 | | 1,368.00 |
| 47457 | 189094 | BLE ACCOUNTS_PAYA BLE | 3/6/2024 | KEY BEHAVIOR SERVICES LLC | 809982 | RECONCILED | 3/31/2024 | | 8,750.02 |
| 47571 | 189095 | BLE ACCOUNTS_PAYA BLE | 3/6/2024 | KING; CAELAN | 809949 | RECONCILED | 3/31/2024 | | 350.00 |
| 47520 | 189096 | BLE ACCOUNTS_PAYA BLE | 3/6/2024 | KING; JAKE | 809399 | RECONCILED | 3/31/2024 | | 384.00 |
| 47461 | 189097 | BLE ACCOUNTS_PAYA BLE | 3/6/2024 | KLOSTERMAN BAKING COMPANY | 803558 | RECONCILED | 3/31/2024 | | 2,446.13 |
| 47413 | 189098 | BLE ACCOUNTS_PAYA BLE | 3/6/2024 | KOI AUTO PARTS | 120430 | RECONCILED | 3/31/2024 | | 139.94 |

Start Date: 03/01/2024

End Date: 03/31/2024

LEBANON CITY SCHOOL DISTRICT

Disbursement Summary Report

| Reference Number | Check Number | Type | Date | Name | Vendor # | Status | Reconcile Date | Void Date | Amount |
|------------------|--------------|----------------------|----------|--------------------------------------|----------|-------------|----------------|-----------|-------------|
| 47411 | 189099 | ACCOUNTS_PAYA BLE | 3/6/2024 | KONE INC. | 160960 | RECONCILED | 3/31/2024 | | \$ 1,582.77 |
| 47477 | 189100 | ACCOUNTS_PAYA BLE | 3/6/2024 | LAMINATING & BINDING SOLUTIONS | 807096 | RECONCILED | 3/31/2024 | | 1,321.74 |
| 47545 | 189101 | ACCOUNTS_PAYA BLE | 3/6/2024 | LEBANON LAROSA'S | 120178 | OUTSTANDING | | | 209.50 |
| 47527 | 189102 | ACCOUNTS_PAYA BLE | 3/6/2024 | Lebanon's Christmas for Tots | 804458 | RECONCILED | 3/31/2024 | | 270.00 |
| 47567 | 189103 | ACCOUNTS_PAYA BLE | 3/6/2024 | LHS AFTER-PROM COMMITTEE | 802013 | OUTSTANDING | | | 165.00 |
| 47516 | 189104 | ACCOUNTS_PAYA BLE | 3/6/2024 | LOWE'S | 121095 | RECONCILED | 3/31/2024 | | 240.88 |
| 47444 | 189105 | ACCOUNTS_PAYA BLE | 3/6/2024 | MARCHING SHOW CONCEPTS | 809140 | RECONCILED | 3/31/2024 | | 16,374.40 |
| 47467 | 189106 | ACCOUNTS_PAYA BLE | 3/6/2024 | MARK E SPAULDING | 808794 | RECONCILED | 3/31/2024 | | 10,500.00 |
| 47449 | 189107 | ACCOUNTS_PAYA BLE | 3/6/2024 | MAYNARD, SHERYL | 802398 | OUTSTANDING | | | 62.60 |
| 47433 | 189108 | ACCOUNTS_PAYA BLE | 3/6/2024 | MCHALE, ERYN | 807451 | RECONCILED | 3/31/2024 | | 47.13 |
| 47463 | 189109 | ACCOUNTS_PAYA BLE | 3/6/2024 | MILLS; KAREN | 131296 | RECONCILED | 3/31/2024 | | 32.75 |
| 47481 | 189110 | ACCOUNTS_PAYA BLE | 3/6/2024 | MINUTEMAN PRESS | 131320 | RECONCILED | 3/31/2024 | | 2,777.06 |
| 47501 | 189111 | ACCOUNTS_PAYA BLE | 3/6/2024 | MODERN OFFICE METHODS | 131480 | RECONCILED | 3/31/2024 | | 7,321.37 |
| 47537 | 189112 | ACCOUNTS_PAYA BLE | 3/6/2024 | MUSSER EXCAVATING | 801796 | RECONCILED | 3/31/2024 | | 475.00 |
| 47454 | 189113 | ACCOUNTS_PAYA BLE | 3/6/2024 | NORWOOD HARDWARE & SUPPLY CO. | 140470 | RECONCILED | 3/31/2024 | | 462.00 |
| 47453 | 189114 | ACCOUNTS_PAYA BLE | 3/6/2024 | NYE; TARA | 806488 | RECONCILED | 3/31/2024 | | 84.52 |
| 47485 | 189115 | ACCOUNTS_PAYA BLE | 3/6/2024 | OAPSA TREASURER | 806147 | RECONCILED | 3/31/2024 | | 25.00 |
| 47534 | 189116 | ACCOUNTS_PAYA BLE | 3/6/2024 | OFFICE 360 | 810289 | RECONCILED | 3/31/2024 | | 77.74 |
| 47551 | 189117 | ACCOUNTS_PAYA BLE | 3/6/2024 | OHIO SCHOLAR TRANSPORT | 809952 | RECONCILED | 3/31/2024 | | 60,132.00 |
| 47486 | 189118 | ACCOUNTS_PAYA BLE | 3/6/2024 | OMEA DISTRICT 13 | 150435 | OUTSTANDING | | | 36.00 |
| 47532 | 189119 | ACCOUNTS_PAYA BLE | 3/6/2024 | PALMER; LORI | 160043 | OUTSTANDING | | | 10.32 |
| 47460 | 189120 | ACCOUNTS_PAYA BLE | 3/6/2024 | PC PARTS PLUS LLC | 809966 | RECONCILED | 3/31/2024 | | 999.75 |
| 47469 | 189121 | ACCOUNTS_PAYA BLE | 3/6/2024 | PHILLIPS SUPPLY CO. | 160320 | RECONCILED | 3/31/2024 | | 5,052.56 |

Start Date: 03/01/2024

End Date: 03/31/2024

LEBANON CITY SCHOOL DISTRICT

Disbursement Summary Report

| Reference Number | Check Number | Type | Date | Name | Vendor # | Status | Reconcile Date | Void Date | Amount |
|------------------|--------------|----------------------|----------|---|----------|-------------|----------------|-----------|-------------|
| 47442 | 189122 | ACCOUNTS_PAYA BLE | 3/6/2024 | PRC TECHNOLOGY GROUP LLC | 807187 | RECONCILED | 3/31/2024 | | \$ 5,000.00 |
| 47523 | 189123 | ACCOUNTS_PAYA BLE | 3/6/2024 | PRIEST; KATHLEEN | 160659 | RECONCILED | 3/31/2024 | | 25.64 |
| 47570 | 189124 | ACCOUNTS_PAYA BLE | 3/6/2024 | PURPLE MOONTOWER LLC | 809910 | RECONCILED | 3/31/2024 | | 5,280.00 |
| 47425 | 189125 | ACCOUNTS_PAYA BLE | 3/6/2024 | REITER DAIRY | 809091 | RECONCILED | 3/31/2024 | | 6,663.83 |
| 47512 | 189126 | ACCOUNTS_PAYA BLE | 3/6/2024 | ROBERT REYNOLDS | 809929 | RECONCILED | 3/31/2024 | | 82.94 |
| 47491 | 189127 | ACCOUNTS_PAYA BLE | 3/6/2024 | ROBERTSON, LORI | 807882 | OUTSTANDING | | | 43.26 |
| 47496 | 189128 | ACCOUNTS_PAYA BLE | 3/6/2024 | ROTELLO; ALISHA | 804961 | RECONCILED | 3/31/2024 | | 58.20 |
| 47426 | 189129 | ACCOUNTS_PAYA BLE | 3/6/2024 | RUMPKE OF OHIO INC. | 804873 | RECONCILED | 3/31/2024 | | 5,983.71 |
| 47539 | 189130 | ACCOUNTS_PAYA BLE | 3/6/2024 | S&S SCHOOL BUS SEATS AND PARTS | 809582 | RECONCILED | 3/31/2024 | | 1,015.35 |
| 47474 | 189131 | ACCOUNTS_PAYA BLE | 3/6/2024 | SCHOOL NURSE SUPPLY INC. | 190415 | RECONCILED | 3/31/2024 | | 1,160.42 |
| 47553 | 189132 | ACCOUNTS_PAYA BLE | 3/6/2024 | SLAM SERVICES: SPORTS LINING & | 809119 | RECONCILED | 3/31/2024 | | 724.50 |
| 47423 | 189133 | ACCOUNTS_PAYA BLE | 3/6/2024 | SOCIETY OF HEALTH AND PHYSICAL EDUCATORS | 810444 | RECONCILED | 3/31/2024 | | 450.00 |
| 47472 | 189134 | ACCOUNTS_PAYA BLE | 3/6/2024 | SOUTHWEST OHIO COUNCIL | 808737 | RECONCILED | 3/31/2024 | | 10,327.72 |
| 47475 | 189135 | ACCOUNTS_PAYA BLE | 3/6/2024 | SOWDERS: LISA | 191368 | RECONCILED | 3/31/2024 | | 48.00 |
| 47441 | 189136 | ACCOUNTS_PAYA BLE | 3/6/2024 | STAGE ACCENTS | 191580 | RECONCILED | 3/31/2024 | | 1,107.44 |
| 47548 | 189137 | ACCOUNTS_PAYA BLE | 3/6/2024 | STANTON'S SHEET MUSIC | 191611 | RECONCILED | 3/31/2024 | | 308.68 |
| 47531 | 189138 | ACCOUNTS_PAYA BLE | 3/6/2024 | STERLING PAPER COMPANY | 191837 | RECONCILED | 3/31/2024 | | 1,789.14 |
| 47456 | 189139 | ACCOUNTS_PAYA BLE | 3/6/2024 | STIGLER SUPPLY CO. | 191859 | RECONCILED | 3/31/2024 | | 1,029.31 |
| 47549 | 189140 | ACCOUNTS_PAYA BLE | 3/6/2024 | STOTTS; BRITTANY | 809542 | RECONCILED | 3/31/2024 | | 200.00 |
| 47522 | 189141 | ACCOUNTS_PAYA BLE | 3/6/2024 | STOTTS; NICK | 809098 | RECONCILED | 3/31/2024 | | 200.00 |
| 47431 | 189142 | ACCOUNTS_PAYA BLE | 3/6/2024 | SWANK MOVIE LICENSING USA | 131457 | RECONCILED | 3/31/2024 | | 517.00 |

Start Date: 03/01/2024

End Date: 03/31/2024

LEBANON CITY SCHOOL DISTRICT

Disbursement Summary Report

| Reference Number | Check Number | Type | Date | Name | Vendor # | Status | Reconcile Date | Void Date | Amount |
|------------------|--------------|----------------------|----------|---|----------|-------------|----------------|-----------|-----------|
| 47518 | 189143 | ACCOUNTS_PAYA BLE | 3/6/2024 | SYCAMORE COMMUNITY SCHOOLS | 192239 | OUTSTANDING | | | \$ 300.00 |
| 47421 | 189144 | ACCOUNTS_PAYA BLE | 3/6/2024 | SYNCED UP PRODUCTS, LLC | 810311 | RECONCILED | 3/31/2024 | | 3,147.00 |
| 47424 | 189145 | ACCOUNTS_PAYA BLE | 3/6/2024 | T-MOBILE USA, INC | 810350 | OUTSTANDING | | | 1,777.95 |
| 47562 | 189146 | ACCOUNTS_PAYA BLE | 3/6/2024 | TALK TO ME TECHNOLOGIES LLC | 810481 | RECONCILED | 3/31/2024 | | 499.00 |
| 47478 | 189147 | ACCOUNTS_PAYA BLE | 3/6/2024 | TARR, LAUREN | 803572 | RECONCILED | 3/31/2024 | | 850.00 |
| 47502 | 189148 | ACCOUNTS_PAYA BLE | 3/6/2024 | THE CHILDREN'S HOME OF CINCINNATI OHIO | 809940 | RECONCILED | 3/31/2024 | | 8,227.50 |
| 47528 | 189149 | ACCOUNTS_PAYA BLE | 3/6/2024 | THE CITY OF LEBANON | 30842 | RECONCILED | 3/31/2024 | | 695.00 |
| 47412 | 189150 | ACCOUNTS_PAYA BLE | 3/6/2024 | THE CITY OF LEBANON | 30841 | RECONCILED | 3/31/2024 | | 195.00 |
| 47530 | 189151 | ACCOUNTS_PAYA BLE | 3/6/2024 | THE FEED STORE | 809772 | RECONCILED | 3/31/2024 | | 2,388.80 |
| 47533 | 189152 | ACCOUNTS_PAYA BLE | 3/6/2024 | THE IMPACT GROUP INC | 810465 | RECONCILED | 3/31/2024 | | 11,000.00 |
| 47437 | 189153 | ACCOUNTS_PAYA BLE | 3/6/2024 | THE KLEINGERS GROUP | 806797 | RECONCILED | 3/31/2024 | | 2,306.25 |
| 47468 | 189154 | ACCOUNTS_PAYA BLE | 3/6/2024 | THERAPRO INC. | 200171 | RECONCILED | 3/31/2024 | | 246.40 |
| 47464 | 189155 | ACCOUNTS_PAYA BLE | 3/6/2024 | THOMAS R OLSON | 810455 | RECONCILED | 3/31/2024 | | 899.66 |
| 47466 | 189156 | ACCOUNTS_PAYA BLE | 3/6/2024 | TIMECLOCK PLUS, LLC | 810466 | RECONCILED | 3/31/2024 | | 47,270.77 |
| 47498 | 189157 | ACCOUNTS_PAYA BLE | 3/6/2024 | TREASURER OF STATE | 520037 | RECONCILED | 3/31/2024 | | 2,390.30 |
| 47446 | 189158 | ACCOUNTS_PAYA BLE | 3/6/2024 | TROPHY AWARDS | 200559 | RECONCILED | 3/31/2024 | | 139.06 |
| 47418 | 189159 | ACCOUNTS_PAYA BLE | 3/6/2024 | U.S. BANK | 50555 | RECONCILED | 3/31/2024 | | 2,794.14 |
| 47450 | 189160 | ACCOUNTS_PAYA BLE | 3/6/2024 | VERIZON WIRELESS | 806436 | RECONCILED | 3/31/2024 | | 1,224.96 |
| 47508 | 189161 | ACCOUNTS_PAYA BLE | 3/6/2024 | VERTICAL SYSTEMS ELEVATOR | 220162 | RECONCILED | 3/31/2024 | | 540.71 |
| 47445 | 189162 | ACCOUNTS_PAYA BLE | 3/6/2024 | W.R. HACKETT, INC. | 804035 | RECONCILED | 3/31/2024 | | 7,884.80 |
| 47500 | 189163 | ACCOUNTS_PAYA BLE | 3/6/2024 | WARREN COUNTY ESC | 230196 | RECONCILED | 3/31/2024 | | 61.00 |
| 47517 | 189164 | ACCOUNTS_PAYA | 3/6/2024 | WARREN | 807730 | VOID | | 3/25/2024 | 1,020.00 |

Start Date: 03/01/2024

End Date: 03/31/2024

LEBANON CITY SCHOOL DISTRICT

Disbursement Summary Report

| Reference Number | Check Number | Type | Date | Name | Vendor # | Status | Reconcile Date | Void Date | Amount |
|------------------|--------------|---------------|----------|--------------------------------|----------|-------------|----------------|-----------|-------------|
| | | BLE | | COUNTY PARK DIST* | | | | | |
| 47439 | 189165 | ACCOUNTS_PAYA | 3/6/2024 | WATER WALKERS INC | 810473 | OUTSTANDING | | | \$ 4,765.00 |
| 47526 | 189166 | ACCOUNTS_PAYA | 3/6/2024 | WHITNEY; RHONDA | 805975 | RECONCILED | 3/31/2024 | | 28.52 |
| 47505 | 189167 | ACCOUNTS_PAYA | 3/6/2024 | WHITSEL, KARRIE | 803072 | RECONCILED | 3/31/2024 | | 26.93 |
| 47415 | 189168 | ACCOUNTS_PAYA | 3/6/2024 | WILSON; ROBERT | 560286 | OUTSTANDING | | | 140.00 |
| 47557 | 189169 | ACCOUNTS_PAYA | 3/6/2024 | WIPEBOOK CORP | 809962 | RECONCILED | 3/31/2024 | | 838.43 |
| 47488 | 189170 | ACCOUNTS_PAYA | 3/6/2024 | WOOD, CASEY | 806931 | RECONCILED | 3/31/2024 | | 46.88 |
| 47430 | 189171 | ACCOUNTS_PAYA | 3/6/2024 | WORLD FUEL SERVICES INC. | 809664 | RECONCILED | 3/31/2024 | | 25,715.10 |
| 47568 | 189172 | ACCOUNTS_PAYA | 3/6/2024 | Z COMPANY ARTS LLC | 810124 | OUTSTANDING | | | 640.00 |
| 47484 | 189173 | ACCOUNTS_PAYA | 3/6/2024 | ZOLNIER; MELANIE | 807920 | RECONCILED | 3/31/2024 | | 19.71 |
| 47575 | 189174 | ACCOUNTS_PAYA | 3/6/2024 | AMAZON CAPITAL SERVICES | 808695 | RECONCILED | 3/31/2024 | | 8,150.36 |
| 47576 | 189175 | ACCOUNTS_PAYA | 3/6/2024 | AMERICAN SCHOOL COUNSELOR | 809654 | RECONCILED | 3/31/2024 | | 129.00 |
| 47574 | 189176 | REFUND | 3/6/2024 | ANITRA MALONE | 810485 | RECONCILED | 3/31/2024 | | 30.35 |
| 47582 | 189177 | ACCOUNTS_PAYA | 3/6/2024 | BOOKMAN; MARY | 20588 | RECONCILED | 3/31/2024 | | 109.91 |
| 47577 | 189178 | ACCOUNTS_PAYA | 3/6/2024 | C.C. IMEX | 810403 | RECONCILED | 3/31/2024 | | 724.00 |
| 47585 | 189179 | ACCOUNTS_PAYA | 3/6/2024 | CAPITAL ONE | 220900 | RECONCILED | 3/31/2024 | | 1,055.94 |
| 47588 | 189180 | ACCOUNTS_PAYA | 3/6/2024 | DEMCO INC. | 40352 | RECONCILED | 3/31/2024 | | 500.11 |
| 47579 | 189181 | ACCOUNTS_PAYA | 3/6/2024 | GORDON FOOD SERVICE | 70449 | RECONCILED | 3/31/2024 | | 27,646.63 |
| 47584 | 189182 | ACCOUNTS_PAYA | 3/6/2024 | GRAINGER | 804685 | RECONCILED | 3/31/2024 | | 1,453.57 |
| 47581 | 189183 | ACCOUNTS_PAYA | 3/6/2024 | INTERSTATE BILLING SERVICE INC | 805667 | RECONCILED | 3/31/2024 | | 3,511.91 |
| 47580 | 189184 | ACCOUNTS_PAYA | 3/6/2024 | KROGER CO. | 110545 | RECONCILED | 3/31/2024 | | 1,027.17 |
| 47587 | 189185 | ACCOUNTS_PAYA | 3/6/2024 | MFAC LLC | 129900 | RECONCILED | 3/31/2024 | | 1,785.00 |
| 47583 | 189186 | ACCOUNTS_PAYA | 3/6/2024 | OHIO CAT | 808222 | RECONCILED | 3/31/2024 | | 880.60 |

Start Date: 03/01/2024

End Date: 03/31/2024

LEBANON CITY SCHOOL DISTRICT

Disbursement Summary Report

| Reference Number | Check Number | Type | Date | Name | Vendor # | Status | Reconcile Date | Void Date | Amount |
|------------------|--------------|----------------------|-----------|---|----------|-------------|----------------|-----------|-----------|
| 47589 | 189187 | ACCOUNTS_PAYA BLE | 3/6/2024 | PITNEY BOWES GLOBAL FINANCIAL | 807881 | RECONCILED | 3/31/2024 | | \$ 350.65 |
| 47572 | 189188 | REFUND | 3/6/2024 | SARINA MURPHY | 810480 | OUTSTANDING | | | 9.35 |
| 47573 | 189189 | REFUND | 3/6/2024 | SHOWTIME DANCE | 810482 | OUTSTANDING | | | 85.18 |
| 47578 | 189190 | ACCOUNTS_PAYA BLE | 3/6/2024 | SUNRISE COOPERATIVE INC. | 807482 | RECONCILED | 3/31/2024 | | 348.27 |
| 47586 | 189191 | ACCOUNTS_PAYA BLE | 3/6/2024 | WARREN COUNTY ESC | 230196 | RECONCILED | 3/31/2024 | | 30.00 |
| 47590 | 189192 | ACCOUNTS_PAYA BLE | 3/13/2024 | CROOKS: CASSIDY | 809829 | RECONCILED | 3/31/2024 | | 51.56 |
| 47634 | 189193 | ACCOUNTS_PAYA BLE | 3/14/2024 | AFFORDABLE LANGUAGE SERVICES | 809194 | RECONCILED | 3/31/2024 | | 31.45 |
| 47593 | 189194 | ACCOUNTS_PAYA BLE | 3/14/2024 | ALCOR SUPPLY COMPANY | 809425 | RECONCILED | 3/31/2024 | | 64.25 |
| 47601 | 189195 | ACCOUNTS_PAYA BLE | 3/14/2024 | AMAZON CAPITAL SERVICES | 808695 | RECONCILED | 3/31/2024 | | 2,303.33 |
| 47614 | 189196 | ACCOUNTS_PAYA BLE | 3/14/2024 | AMERICAN FOUNDATION FOR SUICIDE PREVENTION | 810374 | RECONCILED | 3/31/2024 | | 265.00 |
| 47651 | 189197 | ACCOUNTS_PAYA BLE | 3/14/2024 | AUDITOR: CITY OF LEBANON | 30843 | RECONCILED | 3/31/2024 | | 300.00 |
| 47640 | 189198 | ACCOUNTS_PAYA BLE | 3/14/2024 | BLICK ART MATERIALS | 20520 | RECONCILED | 3/31/2024 | | 3,154.73 |
| 47621 | 189199 | ACCOUNTS_PAYA BLE | 3/14/2024 | BOOKPAL LLC | 807846 | RECONCILED | 3/31/2024 | | 469.20 |
| 47649 | 189200 | ACCOUNTS_PAYA BLE | 3/14/2024 | BRIAN HAWLEY | 810491 | RECONCILED | 3/31/2024 | | 100.00 |
| 47603 | 189201 | ACCOUNTS_PAYA BLE | 3/14/2024 | CALLAHAN; RANDY | 30048 | RECONCILED | 3/31/2024 | | 15.15 |
| 47606 | 189202 | ACCOUNTS_PAYA BLE | 3/14/2024 | CAPITAL ONE | 220900 | RECONCILED | 3/31/2024 | | 462.48 |
| 47650 | 189203 | ACCOUNTS_PAYA BLE | 3/14/2024 | CIVICPLUS LLC | 809676 | RECONCILED | 3/31/2024 | | 3,858.75 |
| 47625 | 189204 | ACCOUNTS_PAYA BLE | 3/14/2024 | COCA COLA BOTTLING CO. | 807475 | RECONCILED | 3/31/2024 | | 59.85 |
| 47635 | 189205 | ACCOUNTS_PAYA BLE | 3/14/2024 | CRAWFORD; TONI | 804878 | RECONCILED | 3/31/2024 | | 60.00 |
| 47626 | 189206 | ACCOUNTS_PAYA BLE | 3/14/2024 | DALTON ROOFING CO | 810452 | RECONCILED | 3/31/2024 | | 686.00 |
| 47646 | 189207 | ACCOUNTS_PAYA BLE | 3/14/2024 | DELL MARKETING L.P. | 40323 | RECONCILED | 3/31/2024 | | 238.21 |
| 47627 | 189208 | ACCOUNTS_PAYA | 3/14/2024 | EAST MAIN | 808122 | OUTSTANDING | | | 485.00 |

Start Date: 03/01/2024

End Date: 03/31/2024

LEBANON CITY SCHOOL DISTRICT

Disbursement Summary Report

| Reference Number | Check Number | Type | Date | Name | Vendor # | Status | Reconcile Date | Void Date | Amount |
|------------------|--------------|-----------------------------|-----------|--|----------|-------------|----------------|-----------|-------------|
| 47604 | 189209 | BLE ACCOUNTS_PAYA BLE | 3/14/2024 | PRODUCTIONS FOUR SEASONS ENVIROMENTAL INC | 60445 | RECONCILED | 3/31/2024 | | \$ 8,880.00 |
| 47637 | 189210 | BLE ACCOUNTS_PAYA BLE | 3/14/2024 | FRANZ; CHARLES (CHAZ) | 807242 | OUTSTANDING | | | 150.00 |
| 47645 | 189211 | BLE ACCOUNTS_PAYA BLE | 3/14/2024 | FRANZ; JEFF | 610406 | RECONCILED | 3/31/2024 | | 300.00 |
| 47617 | 189212 | BLE ACCOUNTS_PAYA BLE | 3/14/2024 | FRIENDSOFFICE | 810119 | RECONCILED | 3/31/2024 | | 678.57 |
| 47608 | 189213 | BLE ACCOUNTS_PAYA BLE | 3/14/2024 | GORDON FOOD SERVICE | 70449 | RECONCILED | 3/31/2024 | | 11,875.23 |
| 47631 | 189214 | BLE ACCOUNTS_PAYA BLE | 3/14/2024 | GRAINGER | 804685 | RECONCILED | 3/31/2024 | | 156.42 |
| 47632 | 189215 | BLE ACCOUNTS_PAYA BLE | 3/14/2024 | GUERRA, JEROMY | 806798 | RECONCILED | 3/31/2024 | | 200.00 |
| 47598 | 189216 | BLE ACCOUNTS_PAYA BLE | 3/14/2024 | GWENDOLYN M CHAPPELL | 810484 | RECONCILED | 3/31/2024 | | 2,500.00 |
| 47630 | 189217 | BLE ACCOUNTS_PAYA BLE | 3/14/2024 | HAL LEONARD CORPORATION | 80055 | RECONCILED | 3/31/2024 | | 61.02 |
| 47599 | 189218 | BLE ACCOUNTS_PAYA BLE | 3/14/2024 | HAMILTON COUNTY ESC | 80138 | RECONCILED | 3/31/2024 | | 12,776.44 |
| 47647 | 189219 | BLE ACCOUNTS_PAYA BLE | 3/14/2024 | HEALTHWORKS | 808030 | RECONCILED | 3/31/2024 | | 517.50 |
| 47613 | 189220 | BLE ACCOUNTS_PAYA BLE | 3/14/2024 | HEATHER HUMAN | 810479 | RECONCILED | 3/31/2024 | | 130.00 |
| 47641 | 189221 | BLE ACCOUNTS_PAYA BLE | 3/14/2024 | HOBART SERVICE | 80813 | RECONCILED | 3/31/2024 | | 329.00 |
| 47618 | 189222 | BLE ACCOUNTS_PAYA BLE | 3/14/2024 | J.W. PEPPER & SON INC. | 802092 | RECONCILED | 3/31/2024 | | 988.06 |
| 47592 | 189223 | BLE ACCOUNTS_PAYA BLE | 3/14/2024 | KING; CAELAN | 809949 | RECONCILED | 3/31/2024 | | 68.73 |
| 47629 | 189224 | BLE ACCOUNTS_PAYA BLE | 3/14/2024 | KLOSTERMAN BAKING COMPANY | 803558 | RECONCILED | 3/31/2024 | | 88.73 |
| 47597 | 189225 | BLE ACCOUNTS_PAYA BLE | 3/14/2024 | KROGER CO. | 110545 | RECONCILED | 3/31/2024 | | 138.36 |
| 47624 | 189226 | BLE ACCOUNTS_PAYA BLE | 3/14/2024 | LAMINATING USA LLC | 802402 | RECONCILED | 3/31/2024 | | 1,407.68 |
| 47605 | 189227 | BLE ACCOUNTS_PAYA BLE | 3/14/2024 | LAUREN STROUTH | 810492 | RECONCILED | 3/31/2024 | | 80.00 |
| 47644 | 189228 | BLE ACCOUNTS_PAYA BLE | 3/14/2024 | LOVELEAND HIGH SCHOOL | 121092 | OUTSTANDING | | | 300.00 |
| 47620 | 189229 | BLE ACCOUNTS_PAYA BLE | 3/14/2024 | MAXIM HEALTHCARE | 805953 | RECONCILED | 3/31/2024 | | 10,710.00 |
| 47638 | 189230 | BLE ACCOUNTS_PAYA BLE | 3/14/2024 | MCHENRY; SHERI | 130745 | RECONCILED | 3/31/2024 | | 87.52 |

Start Date: 03/01/2024

End Date: 03/31/2024

LEBANON CITY SCHOOL DISTRICT

Disbursement Summary Report

| Reference Number | Check Number | Type | Date | Name | Vendor # | Status | Reconcile Date | Void Date | Amount |
|------------------|--------------|----------------------|-----------|----------------------------------|----------|-------------|----------------|-----------|-------------|
| 47600 | 189231 | ACCOUNTS_PAYA BLE | 3/14/2024 | PHILLIPS SUPPLY CO. | 160320 | RECONCILED | 3/31/2024 | | \$ 5,850.65 |
| 47611 | 189232 | ACCOUNTS_PAYA BLE | 3/14/2024 | QBS LLC | 808908 | RECONCILED | 3/31/2024 | | 150.00 |
| 47596 | 189233 | ACCOUNTS_PAYA BLE | 3/14/2024 | REITER DAIRY | 809091 | RECONCILED | 3/31/2024 | | 3,557.78 |
| 47619 | 189234 | ACCOUNTS_PAYA BLE | 3/14/2024 | RIDDELL | 180414 | RECONCILED | 3/31/2024 | | 176.69 |
| 47639 | 189235 | ACCOUNTS_PAYA BLE | 3/14/2024 | RUMPKE OF OHIO INC. | 804873 | RECONCILED | 3/31/2024 | | 465.78 |
| 47595 | 189236 | ACCOUNTS_PAYA BLE | 3/14/2024 | SAUNDERS ENTERTAINMENT | 810295 | RECONCILED | 3/31/2024 | | 1,200.00 |
| 47610 | 189237 | ACCOUNTS_PAYA BLE | 3/14/2024 | SCHOOL SPECIALTY LLC | 809420 | RECONCILED | 3/31/2024 | | 194.39 |
| 47648 | 189238 | ACCOUNTS_PAYA BLE | 3/14/2024 | SCHWIETERMAN; BRENDA | 190526 | RECONCILED | 3/31/2024 | | 126.00 |
| 47607 | 189239 | ACCOUNTS_PAYA BLE | 3/14/2024 | Sprague; Sarah | 809051 | RECONCILED | 3/31/2024 | | 80.00 |
| 47643 | 189240 | ACCOUNTS_PAYA BLE | 3/14/2024 | SPRINGBORO HIGH SCHOOL | 191576 | OUTSTANDING | | | 325.00 |
| 47609 | 189241 | ACCOUNTS_PAYA BLE | 3/14/2024 | STAGGS, GARY | 805738 | RECONCILED | 3/31/2024 | | 80.00 |
| 47642 | 189242 | ACCOUNTS_PAYA BLE | 3/14/2024 | STAGGS, MARVIN | 805739 | RECONCILED | 3/31/2024 | | 80.00 |
| 47612 | 189243 | ACCOUNTS_PAYA BLE | 3/14/2024 | STAPLES BUSINESS ADVANTAGE | 804156 | RECONCILED | 3/31/2024 | | 91.30 |
| 47622 | 189244 | ACCOUNTS_PAYA BLE | 3/14/2024 | STERLING PAPER COMPANY | 191837 | RECONCILED | 3/31/2024 | | 6,298.20 |
| 47636 | 189245 | ACCOUNTS_PAYA BLE | 3/14/2024 | SUNRISE COOPERATIVE INC. | 807482 | RECONCILED | 3/31/2024 | | 158.84 |
| 47615 | 189246 | ACCOUNTS_PAYA BLE | 3/14/2024 | SYNCED UP PRODUCTS, LLC | 810311 | RECONCILED | 3/31/2024 | | 2,895.00 |
| 47591 | 189247 | ACCOUNTS_PAYA BLE | 3/14/2024 | THE CITY OF LEBANON | 30840 | RECONCILED | 3/31/2024 | | 58,306.92 |
| 47628 | 189248 | ACCOUNTS_PAYA BLE | 3/14/2024 | TRI-STATE COUNSELING & | 809489 | RECONCILED | 3/31/2024 | | 3,600.00 |
| 47616 | 189249 | ACCOUNTS_PAYA BLE | 3/14/2024 | U.S. POSTAL SERVICE | 210270 | RECONCILED | 3/31/2024 | | 2,000.00 |
| 47633 | 189250 | ACCOUNTS_PAYA BLE | 3/14/2024 | W.R. HACKETT, INC. | 804035 | RECONCILED | 3/31/2024 | | 2,033.20 |
| 47602 | 189251 | ACCOUNTS_PAYA BLE | 3/14/2024 | WARREN COUNTY ESC | 230196 | RECONCILED | 3/31/2024 | | 2,600.00 |
| 47623 | 189252 | ACCOUNTS_PAYA BLE | 3/14/2024 | WINEBERG, MARK | 806799 | RECONCILED | 3/31/2024 | | 80.00 |
| 47652 | 189253 | ACCOUNTS_PAYA BLE | 3/14/2024 | KING; CAELAN | 809949 | RECONCILED | 3/31/2024 | | 1,000.00 |

Start Date: 03/01/2024

End Date: 03/31/2024

LEBANON CITY SCHOOL DISTRICT

Disbursement Summary Report

| Reference Number | Check Number | Type | Date | Name | Vendor # | Status | Reconcile Date | Void Date | Amount |
|------------------|--------------|-------------------|-----------|-------------------------------|----------|-------------|----------------|-----------|-----------------|
| 47653 | 189254 | PAYROLL | 3/5/2024 | LEBANON CITY SCHOOL DISTRICT | | OUTSTANDING | | | \$ 1,722,397.96 |
| 47654 | 189255 | ACCOUNTS_PAYA BLE | 3/5/2024 | STATE TEACHERS RETIREMENT SYS | 901022 | OUTSTANDING | | | 14,253.93 |
| 47655 | 189256 | ACCOUNTS_PAYA BLE | 3/8/2024 | STATE TEACHERS RETIREMENT SYS | 901022 | OUTSTANDING | | | 193,528.00 |
| 47656 | 189257 | ACCOUNTS_PAYA BLE | 3/5/2024 | SCHOOL EMPLOYEES RETIREMENT | 901030 | OUTSTANDING | | | 2,463.22 |
| 47657 | 189258 | ACCOUNTS_PAYA BLE | 3/8/2024 | SCHOOL EMPLOYEES RETIREMENT | 901030 | OUTSTANDING | | | 62,813.00 |
| 47658 | 189259 | ACCOUNTS_PAYA BLE | 3/5/2024 | LCSO PAYROLL/MEDICAL | 901041 | OUTSTANDING | | | 23,347.89 |
| 47659 | 189260 | ACCOUNTS_PAYA BLE | 3/8/2024 | WARREN COUNTY ESC | 901055 | OUTSTANDING | | | 1,366.94 |
| 47660 | 189261 | ACCOUNTS_PAYA BLE | 3/8/2024 | TUITION | 901090 | OUTSTANDING | | | 47,877.57 |
| 47696 | 189262 | ACCOUNTS_PAYA BLE | 3/20/2024 | ACCO BRANDS USA LLC | 70079 | RECONCILED | 3/31/2024 | | 2,277.26 |
| 47687 | 189263 | ACCOUNTS_PAYA BLE | 3/20/2024 | Ace Hardware W.C. | 802545 | OUTSTANDING | | | 85.17 |
| 47666 | 189264 | ACCOUNTS_PAYA BLE | 3/20/2024 | ALCOR SUPPLY COMPANY | 809425 | RECONCILED | 3/31/2024 | | 946.20 |
| 47679 | 189265 | ACCOUNTS_PAYA BLE | 3/20/2024 | AMAZON CAPITAL SERVICES | 808695 | RECONCILED | 3/31/2024 | | 5,117.66 |
| 47706 | 189266 | ACCOUNTS_PAYA BLE | 3/20/2024 | AMERICAN AED LLC | 810055 | RECONCILED | 3/31/2024 | | 1,555.00 |
| 47707 | 189267 | ACCOUNTS_PAYA BLE | 3/20/2024 | AVID SIGNS PLUS LLC. | 809483 | RECONCILED | 3/31/2024 | | 330.00 |
| 47699 | 189268 | ACCOUNTS_PAYA BLE | 3/20/2024 | AWARDS OF EXCELLENCE | 804212 | OUTSTANDING | | | 136.00 |
| 47719 | 189269 | ACCOUNTS_PAYA BLE | 3/20/2024 | BRENNAN, CHRIS | 807511 | RECONCILED | 3/31/2024 | | 57.76 |
| 47726 | 189270 | ACCOUNTS_PAYA BLE | 3/20/2024 | BUCKEYE POWER SALES CO. INC. | 20934 | RECONCILED | 3/31/2024 | | 3,505.70 |
| 47686 | 189271 | ACCOUNTS_PAYA BLE | 3/20/2024 | BULK BOOKSTORE | 808620 | RECONCILED | 3/31/2024 | | 414.00 |
| 47674 | 189272 | ACCOUNTS_PAYA BLE | 3/20/2024 | BUTLER, SCOTT | 21137 | OUTSTANDING | | | 218.40 |
| 47668 | 189273 | ACCOUNTS_PAYA BLE | 3/20/2024 | CAPITAL ONE | 220900 | RECONCILED | 3/31/2024 | | 1,097.17 |
| 47727 | 189274 | ACCOUNTS_PAYA BLE | 3/20/2024 | CINCINNATI BELL | 802777 | RECONCILED | 3/31/2024 | | 69.60 |
| 47671 | 189275 | ACCOUNTS_PAYA | 3/20/2024 | CINCINNATI | 803526 | OUTSTANDING | | | 4,072.00 |

Start Date: 03/01/2024

End Date: 03/31/2024

LEBANON CITY SCHOOL DISTRICT

Disbursement Summary Report

| Reference Number | Check Number | Type | Date | Name | Vendor # | Status | Reconcile Date | Void Date | Amount |
|------------------|--------------|---------------|-----------|--|----------|-------------|----------------|-----------|-----------|
| | | BLE | | REDS | | | | | |
| 47700 | 189276 | ACCOUNTS_PAYA | 3/20/2024 | CINTAS | 30810 | RECONCILED | 3/31/2024 | | \$ 136.83 |
| | | BLE | | | | | | | |
| 47670 | 189277 | ACCOUNTS_PAYA | 3/20/2024 | COCA COLA BOTTLING CO. | 807475 | RECONCILED | 3/31/2024 | | 1,507.04 |
| | | BLE | | | | | | | |
| 47731 | 189278 | ACCOUNTS_PAYA | 3/20/2024 | DELL MARKETING L.P. | 40323 | RECONCILED | 3/31/2024 | | 47.29 |
| | | BLE | | | | | | | |
| 47722 | 189279 | ACCOUNTS_PAYA | 3/20/2024 | EASTERN LANES / STEVE'S TROPHIES & AWARDS | 803962 | RECONCILED | 3/31/2024 | | 128.00 |
| | | BLE | | | | | | | |
| 47728 | 189280 | ACCOUNTS_PAYA | 3/20/2024 | FIRST ADVANTAGE TAX | 807093 | RECONCILED | 3/31/2024 | | 240.00 |
| | | BLE | | | | | | | |
| 47692 | 189281 | ACCOUNTS_PAYA | 3/20/2024 | FOLEY, KRISTA | 804186 | OUTSTANDING | | | 15.84 |
| | | BLE | | | | | | | |
| 47712 | 189282 | ACCOUNTS_PAYA | 3/20/2024 | FOLLETT CONTENT SOLUTIONS | 809666 | RECONCILED | 3/31/2024 | | 184.48 |
| | | BLE | | | | | | | |
| 47724 | 189283 | ACCOUNTS_PAYA | 3/20/2024 | FRANKLIN ATHLETIC BOOSTERS | 60477 | OUTSTANDING | | | 200.00 |
| | | BLE | | | | | | | |
| 47732 | 189284 | ACCOUNTS_PAYA | 3/20/2024 | FRANZ; CLIFTON | 802828 | RECONCILED | 3/31/2024 | | 46.35 |
| | | BLE | | | | | | | |
| 47661 | 189285 | REFUND | 3/20/2024 | FUNKE; TRACY | 809147 | RECONCILED | 3/31/2024 | | 168.99 |
| 47702 | 189286 | ACCOUNTS_PAYA | 3/20/2024 | GARY BREUHAN | 810490 | OUTSTANDING | | | 1,995.00 |
| | | BLE | | | | | | | |
| 47667 | 189287 | ACCOUNTS_PAYA | 3/20/2024 | GORDON FOOD SERVICE | 70449 | RECONCILED | 3/31/2024 | | 15,304.80 |
| | | BLE | | | | | | | |
| 47711 | 189288 | ACCOUNTS_PAYA | 3/20/2024 | GRAINGER | 804685 | RECONCILED | 3/31/2024 | | 86.52 |
| | | BLE | | | | | | | |
| 47716 | 189289 | ACCOUNTS_PAYA | 3/20/2024 | GRALER; MARK | 70530 | RECONCILED | 3/31/2024 | | 30.00 |
| | | BLE | | | | | | | |
| 47681 | 189290 | ACCOUNTS_PAYA | 3/20/2024 | GREENE; CASEY | 190500 | RECONCILED | 3/31/2024 | | 140.30 |
| | | BLE | | | | | | | |
| 47691 | 189291 | ACCOUNTS_PAYA | 3/20/2024 | GROVEPORT MADISON LSD | 810489 | RECONCILED | 3/31/2024 | | 150.00 |
| | | BLE | | | | | | | |
| 47697 | 189292 | ACCOUNTS_PAYA | 3/20/2024 | HAL LEONARD CORPORATION | 80055 | RECONCILED | 3/31/2024 | | 37.80 |
| | | BLE | | | | | | | |
| 47704 | 189293 | ACCOUNTS_PAYA | 3/20/2024 | HAUER MUSIC | 807434 | RECONCILED | 3/31/2024 | | 834.30 |
| | | BLE | | | | | | | |
| 47714 | 189294 | ACCOUNTS_PAYA | 3/20/2024 | HOBART SERVICE | 80813 | RECONCILED | 3/31/2024 | | 508.00 |
| | | BLE | | | | | | | |
| 47685 | 189295 | ACCOUNTS_PAYA | 3/20/2024 | HOME DEPOT CREDIT SERVICES | 80907 | OUTSTANDING | | | 557.10 |
| | | BLE | | | | | | | |
| 47725 | 189296 | ACCOUNTS_PAYA | 3/20/2024 | JS LANGUAGES LLC | 803721 | RECONCILED | 3/31/2024 | | 724.21 |
| | | BLE | | | | | | | |

Start Date: 03/01/2024

End Date: 03/31/2024

LEBANON CITY SCHOOL DISTRICT

Disbursement Summary Report

| Reference Number | Check Number | Type | Date | Name | Vendor # | Status | Reconcile Date | Void Date | Amount |
|------------------|--------------|----------------------|-----------|--------------------------------------|----------|-------------|----------------|-----------|-----------|
| 47708 | 189297 | ACCOUNTS_PAYA BLE | 3/20/2024 | KEITH PANTLING | 809109 | RECONCILED | 3/31/2024 | | \$ 390.86 |
| 47723 | 189298 | ACCOUNTS_PAYA BLE | 3/20/2024 | KEY BEHAVIOR SERVICES LLC | 809982 | RECONCILED | 3/31/2024 | | 1,877.99 |
| 47713 | 189299 | ACCOUNTS_PAYA BLE | 3/20/2024 | KLOSTERMAN BAKING COMPANY | 803558 | RECONCILED | 3/31/2024 | | 562.53 |
| 47682 | 189300 | ACCOUNTS_PAYA BLE | 3/20/2024 | KOCH REFRIGERATION CO. | 110442 | RECONCILED | 3/31/2024 | | 269.22 |
| 47663 | 189301 | ACCOUNTS_PAYA BLE | 3/20/2024 | KROGER CO. | 110545 | RECONCILED | 3/31/2024 | | 848.26 |
| 47689 | 189302 | ACCOUNTS_PAYA BLE | 3/20/2024 | LILLIAN HLAVATY | 810487 | OUTSTANDING | | | 259.00 |
| 47698 | 189303 | ACCOUNTS_PAYA BLE | 3/20/2024 | MEGAN GRIPPA | 810425 | OUTSTANDING | | | 31.65 |
| 47705 | 189304 | ACCOUNTS_PAYA BLE | 3/20/2024 | MFAC LLC | 129900 | RECONCILED | 3/31/2024 | | 396.00 |
| 47718 | 189305 | ACCOUNTS_PAYA BLE | 3/20/2024 | MINUTEMAN PRESS | 131320 | RECONCILED | 3/31/2024 | | 223.13 |
| 47665 | 189306 | ACCOUNTS_PAYA BLE | 3/20/2024 | MOCKABEE; SARAH | 808839 | RECONCILED | 3/31/2024 | | 207.74 |
| 47730 | 189307 | ACCOUNTS_PAYA BLE | 3/20/2024 | MONTGOMERY COUNTY | 131520 | RECONCILED | 3/31/2024 | | 6,707.00 |
| 47677 | 189308 | ACCOUNTS_PAYA BLE | 3/20/2024 | MUSIC THEATRE INTERNATIONAL | 131725 | RECONCILED | 3/31/2024 | | 402.90 |
| 47720 | 189309 | ACCOUNTS_PAYA BLE | 3/20/2024 | NORTHMONT CITY SCHOOL DISTRICT | 140460 | OUTSTANDING | | | 250.00 |
| 47678 | 189310 | ACCOUNTS_PAYA BLE | 3/20/2024 | OFFICE 360 | 810289 | RECONCILED | 3/31/2024 | | 343.57 |
| 47693 | 189311 | ACCOUNTS_PAYA BLE | 3/20/2024 | OHIO SCHOOL BOARDS ASSOC. | 150290 | RECONCILED | 3/31/2024 | | 200.00 |
| 47710 | 189312 | ACCOUNTS_PAYA BLE | 3/20/2024 | OSBA | 610088 | RECONCILED | 3/31/2024 | | 350.00 |
| 47694 | 189313 | ACCOUNTS_PAYA BLE | 3/20/2024 | PAR, INC. | 160763 | RECONCILED | 3/31/2024 | | 410.00 |
| 47680 | 189314 | ACCOUNTS_PAYA BLE | 3/20/2024 | PHILLIPS SUPPLY CO. | 160320 | OUTSTANDING | | | 4,603.40 |
| 47684 | 189315 | ACCOUNTS_PAYA BLE | 3/20/2024 | PREMIER COMMUNITY HEALTH | 808479 | RECONCILED | 3/31/2024 | | 1,250.00 |
| 47688 | 189316 | ACCOUNTS_PAYA BLE | 3/20/2024 | REITER DAIRY | 809091 | RECONCILED | 3/31/2024 | | 2,404.35 |
| 47717 | 189317 | ACCOUNTS_PAYA BLE | 3/20/2024 | SAVVAS LEARNING COMPANY LLC | 809092 | RECONCILED | 3/31/2024 | | 808.38 |
| 47721 | 189318 | ACCOUNTS_PAYA | 3/20/2024 | SCHOOL HEALTH | 190388 | RECONCILED | 3/31/2024 | | 338.48 |

Start Date: 03/01/2024

End Date: 03/31/2024

LEBANON CITY SCHOOL DISTRICT Disbursement Summary Report

| Reference Number | Check Number | Type | Date | Name | Vendor # | Status | Reconcile Date | Void Date | Amount |
|------------------|--------------|---------------|-----------|----------------|----------|-------------|----------------|-----------|--------------|
| | | BLE | | CORPORATION | | | | | |
| 47683 | 189319 | ACCOUNTS_PAYA | 3/20/2024 | SHAKER RUN | 190700 | RECONCILED | 3/31/2024 | | \$ 2,198.00 |
| | | BLE | | GOLF CLUB | | | | | |
| 47703 | 189320 | ACCOUNTS_PAYA | 3/20/2024 | SOUTHWEST | 808737 | RECONCILED | 3/31/2024 | | 7,963.59 |
| | | BLE | | OHIO COUNCIL | | | | | |
| 47672 | 189321 | ACCOUNTS_PAYA | 3/20/2024 | SUNRISE | 807482 | RECONCILED | 3/31/2024 | | 355.67 |
| | | BLE | | COOPERATIVE | | | | | |
| | | INC. | | | | | | | |
| 47662 | 189322 | REFUND | 3/20/2024 | SUZZANA R | 810045 | OUTSTANDING | | | 131.65 |
| | | | | ROWLEY | | | | | |
| 47701 | 189323 | ACCOUNTS_PAYA | 3/20/2024 | THE LOCKER | 809440 | OUTSTANDING | | | 1,566.00 |
| | | BLE | | ROOM | | | | | |
| 47709 | 189324 | ACCOUNTS_PAYA | 3/20/2024 | THINKCERCA.CO | 810470 | OUTSTANDING | | | 11,480.00 |
| | | BLE | | M, INC | | | | | |
| 47695 | 189325 | ACCOUNTS_PAYA | 3/20/2024 | TROPHY AWARDS | 200559 | RECONCILED | 3/31/2024 | | 891.31 |
| | | BLE | | | | | | | |
| 47664 | 189326 | ACCOUNTS_PAYA | 3/20/2024 | U.S. BANK | 50555 | RECONCILED | 3/31/2024 | | 3,678.36 |
| | | BLE | | | | | | | |
| 47729 | 189327 | ACCOUNTS_PAYA | 3/20/2024 | VERTICAL | 220162 | OUTSTANDING | | | 218.36 |
| | | BLE | | SYSTEMS | | | | | |
| | | ELEVATOR | | | | | | | |
| 47676 | 189328 | ACCOUNTS_PAYA | 3/20/2024 | W.R. HACKETT, | 804035 | RECONCILED | 3/31/2024 | | 4,594.35 |
| | | BLE | | INC. | | | | | |
| 47669 | 189329 | ACCOUNTS_PAYA | 3/20/2024 | WARREN | 230196 | RECONCILED | 3/31/2024 | | 401,648.37 |
| | | BLE | | COUNTY ESC | | | | | |
| 47690 | 189330 | ACCOUNTS_PAYA | 3/20/2024 | WARREN | 807730 | VOID | | 3/25/2024 | 280.00 |
| | | BLE | | COUNTY PARK | | | | | |
| | | DIST* | | | | | | | |
| 47715 | 189331 | ACCOUNTS_PAYA | 3/20/2024 | WARREN | 230597 | RECONCILED | 3/31/2024 | | 1,255.60 |
| | | BLE | | COUNTY WATER | | | | | |
| | | AND SEWER | | | | | | | |
| 47675 | 189332 | ACCOUNTS_PAYA | 3/20/2024 | WINDOW | 810136 | RECONCILED | 3/31/2024 | | 20,379.64 |
| | | BLE | | ENERGY FILM | | | | | |
| 47673 | 189333 | ACCOUNTS_PAYA | 3/20/2024 | ZOLNIER; | 807920 | RECONCILED | 3/31/2024 | | 970.18 |
| | | BLE | | MELANIE | | | | | |
| 47733 | 189334 | REFUND | 3/20/2024 | JACQUELINE | 810497 | OUTSTANDING | | | 87.50 |
| | | | | CARTER | | | | | |
| 47736 | 189335 | ACCOUNTS_PAYA | 3/22/2024 | SWOOSH | 900005 | OUTSTANDING | | | 749,535.01 |
| | | BLE | | Insurance | | | | | |
| | | Consortium | | | | | | | |
| 47737 | 189336 | ACCOUNTS_PAYA | 3/22/2024 | RELIASTAR LIFE | 905715 | OUTSTANDING | | | 2,184.90 |
| | | BLE | | INSURANCE CO. | | | | | |
| 47738 | 189337 | ACCOUNTS_PAYA | 3/22/2024 | METLIFE | 900008 | OUTSTANDING | | | 37,152.65 |
| | | BLE | | | | | | | |
| 47735 | 189338 | PAYROLL | 3/20/2024 | LEBANON CITY | | OUTSTANDING | | | 179,978.50 |
| | | | | SCHOOL | | | | | |
| | | | | DISTRICT | | | | | |
| 47734 | 189339 | PAYROLL | 3/20/2024 | LEBANON CITY | | OUTSTANDING | | | 1,729,568.69 |

Start Date: 03/01/2024

End Date: 03/31/2024

LEBANON CITY SCHOOL DISTRICT

Disbursement Summary Report

| Reference Number | Check Number | Type | Date | Name | Vendor # | Status | Reconcile Date | Void Date | Amount |
|------------------|--------------|----------------------|-----------|---|----------|-------------|----------------|-----------|------------|
| 47739 | 189340 | ACCOUNTS_PAYA BLE | 3/27/2024 | SCHOOL DISTRICT LEBANON CITY SCHOOLS | 901040 | OUTSTANDING | | | \$ 866.62 |
| 47741 | 189341 | ACCOUNTS_PAYA BLE | 3/27/2024 | STATE TEACHERS RETIREMENT SYS | 901022 | OUTSTANDING | | | 193,528.00 |
| 47740 | 189342 | ACCOUNTS_PAYA BLE | 3/27/2024 | SCHOOL EMPLOYEES RETIREMENT | 901030 | OUTSTANDING | | | 62,813.00 |
| 47742 | 189343 | ACCOUNTS_PAYA BLE | 3/20/2024 | LCSD PAYROLL/MEDICA RE | 901041 | OUTSTANDING | | | 26,058.71 |
| 47743 | 189344 | ACCOUNTS_PAYA BLE | 3/20/2024 | SCHOOL EMPLOYEES RETIREMENT | 901030 | OUTSTANDING | | | 2,463.22 |
| 47744 | 189345 | ACCOUNTS_PAYA BLE | 3/20/2024 | STATE TEACHERS RETIREMENT SYS | 901022 | OUTSTANDING | | | 14,344.93 |
| 47745 | 189346 | ACCOUNTS_PAYA BLE | 3/22/2024 | WARREN COUNTY ESC | 901055 | OUTSTANDING | | | 1,366.94 |
| 47746 | 189347 | ACCOUNTS_PAYA BLE | 3/22/2024 | TUITION | 901090 | OUTSTANDING | | | 93,819.49 |
| 47747 | 189348 | ACCOUNTS_PAYA BLE | 3/29/2024 | LEBANON CITY SCHOOLS | 901040 | OUTSTANDING | | | 85.82 |
| 47758 | 189349 | ACCOUNTS_PAYA BLE | 3/29/2024 | 4IMPRINT, INC. | 803345 | OUTSTANDING | | | 586.99 |
| 47752 | 189350 | ACCOUNTS_PAYA BLE | 3/29/2024 | ALCOR SUPPLY COMPANY | 809425 | OUTSTANDING | | | 3,629.30 |
| 47753 | 189351 | ACCOUNTS_PAYA BLE | 3/29/2024 | AMAZON CAPITAL SERVICES | 808695 | OUTSTANDING | | | 3,283.07 |
| 47831 | 189352 | ACCOUNTS_PAYA BLE | 3/29/2024 | AMERICAN BUS & ACCESSORIES | 805335 | OUTSTANDING | | | 64.05 |
| 47816 | 189353 | ACCOUNTS_PAYA BLE | 3/29/2024 | AMY UECKER | 810457 | OUTSTANDING | | | 30.76 |
| 47807 | 189354 | ACCOUNTS_PAYA BLE | 3/29/2024 | BE WELL ENTERPRISES LLC | 810443 | OUTSTANDING | | | 1,112.50 |
| 47830 | 189355 | ACCOUNTS_PAYA BLE | 3/29/2024 | BEST DRIVE LLC | 807700 | OUTSTANDING | | | 1,075.00 |
| 47815 | 189356 | ACCOUNTS_PAYA BLE | 3/29/2024 | BETHESDA HEALTHCARE INC. | 20453 | OUTSTANDING | | | 146.00 |
| 47801 | 189357 | ACCOUNTS_PAYA BLE | 3/29/2024 | BULK BOOKSTORE | 808620 | OUTSTANDING | | | 4,867.08 |
| 47835 | 189358 | ACCOUNTS_PAYA BLE | 3/29/2024 | BUSKIRK; ROBYN | 610032 | OUTSTANDING | | | 60.00 |
| 47748 | 189359 | ACCOUNTS_PAYA BLE | 3/29/2024 | BUTLER CO. ESC | 804648 | OUTSTANDING | | | 67,887.34 |

Start Date: 03/01/2024

End Date: 03/31/2024

LEBANON CITY SCHOOL DISTRICT

Disbursement Summary Report

| Reference Number | Check Number | Type | Date | Name | Vendor # | Status | Reconcile Date | Void Date | Amount |
|------------------|--------------|----------------------|-----------|--------------------------------------|----------|-------------|----------------|-----------|-----------|
| 47781 | 189360 | ACCOUNTS_PAYA BLE | 3/29/2024 | CAPITAL ONE | 220900 | OUTSTANDING | | | \$ 291.53 |
| 47790 | 189361 | ACCOUNTS_PAYA BLE | 3/29/2024 | CASE TOWING LLC | 30202 | OUTSTANDING | | | 300.00 |
| 47756 | 189362 | ACCOUNTS_PAYA BLE | 3/29/2024 | CBTS | 20563 | OUTSTANDING | | | 35.04 |
| 47813 | 189363 | ACCOUNTS_PAYA BLE | 3/29/2024 | CEDARVILLE UNIVERSITY | 30293 | OUTSTANDING | | | 363.96 |
| 47793 | 189364 | ACCOUNTS_PAYA BLE | 3/29/2024 | CHAMBERLIN: PAULA | 30470 | OUTSTANDING | | | 18.72 |
| 47788 | 189365 | ACCOUNTS_PAYA BLE | 3/29/2024 | CINCINNATI BELL | 802604 | OUTSTANDING | | | 440.99 |
| 47833 | 189366 | ACCOUNTS_PAYA BLE | 3/29/2024 | CINCINNATI BELL | 20566 | OUTSTANDING | | | 445.47 |
| 47778 | 189367 | ACCOUNTS_PAYA BLE | 3/29/2024 | CINTAS | 30810 | OUTSTANDING | | | 236.08 |
| 47809 | 189368 | ACCOUNTS_PAYA BLE | 3/29/2024 | COCA COLA BOTTLING CO. | 807475 | OUTSTANDING | | | 942.40 |
| 47792 | 189369 | ACCOUNTS_PAYA BLE | 3/29/2024 | COMMERCIAL PARTS & SERVICE | 808635 | OUTSTANDING | | | 1,292.00 |
| 47799 | 189370 | ACCOUNTS_PAYA BLE | 3/29/2024 | CUMMINS INC. | 808169 | OUTSTANDING | | | 770.00 |
| 47775 | 189371 | ACCOUNTS_PAYA BLE | 3/29/2024 | DALTON ROOFING CO | 810452 | OUTSTANDING | | | 707.00 |
| 47811 | 189372 | ACCOUNTS_PAYA BLE | 3/29/2024 | DEBRA-KUEMPEL | 808405 | OUTSTANDING | | | 10,986.00 |
| 47827 | 189373 | ACCOUNTS_PAYA BLE | 3/29/2024 | DELL MARKETING L.P. | 40323 | OUTSTANDING | | | 171.99 |
| 47826 | 189374 | ACCOUNTS_PAYA BLE | 3/29/2024 | DIESEL INJECTION SERVICE CO. | 805582 | OUTSTANDING | | | 1,635.92 |
| 47810 | 189375 | ACCOUNTS_PAYA BLE | 3/29/2024 | DUKE ENERGY | 30760 | OUTSTANDING | | | 4,066.71 |
| 47834 | 189376 | ACCOUNTS_PAYA BLE | 3/29/2024 | ELITAIRE LLC | 810259 | OUTSTANDING | | | 24,471.00 |
| 47755 | 189377 | ACCOUNTS_PAYA BLE | 3/29/2024 | ERVIN EDUCATIONAL CONSULTING | 808558 | OUTSTANDING | | | 13,496.46 |
| 47751 | 189378 | ACCOUNTS_PAYA BLE | 3/29/2024 | FLINN SCIENTIFIC, INC. | 60300 | OUTSTANDING | | | 1,391.58 |
| 47825 | 189379 | ACCOUNTS_PAYA BLE | 3/29/2024 | FLINT; AMY | 808116 | OUTSTANDING | | | 16.95 |
| 47770 | 189380 | ACCOUNTS_PAYA BLE | 3/29/2024 | FOLLETT HIGHER EDUCATION GROUP | 807081 | OUTSTANDING | | | 189.47 |
| 47777 | 189381 | ACCOUNTS_PAYA BLE | 3/29/2024 | GORDON FOOD SERVICE | 70449 | OUTSTANDING | | | 11,029.11 |

Start Date: 03/01/2024

End Date: 03/31/2024

LEBANON CITY SCHOOL DISTRICT

Disbursement Summary Report

| Reference Number | Check Number | Type | Date | Name | Vendor # | Status | Reconcile Date | Void Date | Amount |
|------------------|--------------|----------------------|-----------|--------------------------------------|----------|-------------|----------------|-----------|-----------|
| 47783 | 189382 | ACCOUNTS_PAYA BLE | 3/29/2024 | GRAINGER | 804685 | OUTSTANDING | | | \$ 835.68 |
| 47794 | 189383 | ACCOUNTS_PAYA BLE | 3/29/2024 | HAUER MUSIC | 807434 | OUTSTANDING | | | 556.00 |
| 47818 | 189384 | ACCOUNTS_PAYA BLE | 3/29/2024 | Hensley; Carissa | 809167 | OUTSTANDING | | | 335.47 |
| 47769 | 189385 | ACCOUNTS_PAYA BLE | 3/29/2024 | HERSHEY CREAMERY COMPANY | 804945 | OUTSTANDING | | | 2,315.04 |
| 47805 | 189386 | ACCOUNTS_PAYA BLE | 3/29/2024 | HINKLE; RODNEY | 808827 | VOID | | 3/31/2024 | 24.00 |
| 47779 | 189387 | ACCOUNTS_PAYA BLE | 3/29/2024 | HOME DEPOT CREDIT SERVICES | 80907 | OUTSTANDING | | | 327.92 |
| 47762 | 189388 | ACCOUNTS_PAYA BLE | 3/29/2024 | HOPE4UTAH | 809956 | OUTSTANDING | | | 20.55 |
| 47773 | 189389 | ACCOUNTS_PAYA BLE | 3/29/2024 | IBS OF OHIO RIVER VALLEY | 804243 | OUTSTANDING | | | 440.85 |
| 47763 | 189390 | ACCOUNTS_PAYA BLE | 3/29/2024 | IGS VENTURES, INC | 810167 | OUTSTANDING | | | 12,465.88 |
| 47828 | 189391 | ACCOUNTS_PAYA BLE | 3/29/2024 | INTERSTATE BILLING SERVICE INC | 805667 | OUTSTANDING | | | 67.04 |
| 47760 | 189392 | ACCOUNTS_PAYA BLE | 3/29/2024 | JENIFER MOORHEAD | 810334 | OUTSTANDING | | | 14.40 |
| 47796 | 189393 | ACCOUNTS_PAYA BLE | 3/29/2024 | JESSE SLUSHER | 809906 | OUTSTANDING | | | 5,525.00 |
| 47812 | 189394 | ACCOUNTS_PAYA BLE | 3/29/2024 | KATHERINE WHEELER | 810263 | OUTSTANDING | | | 610.00 |
| 47759 | 189395 | ACCOUNTS_PAYA BLE | 3/29/2024 | KLOSTERMAN BAKING COMPANY | 803558 | OUTSTANDING | | | 478.33 |
| 47772 | 189396 | ACCOUNTS_PAYA BLE | 3/29/2024 | KOI AUTO PARTS | 120430 | OUTSTANDING | | | 243.17 |
| 47808 | 189397 | ACCOUNTS_PAYA BLE | 3/29/2024 | KROGER CO. | 110545 | OUTSTANDING | | | 31.97 |
| 47817 | 189398 | ACCOUNTS_PAYA BLE | 3/29/2024 | LEGEND WEB WORKS LLC | 806464 | OUTSTANDING | | | 600.00 |
| 47806 | 189399 | ACCOUNTS_PAYA BLE | 3/29/2024 | LINEHAUL HEAVY DUTY LLC | 805272 | OUTSTANDING | | | 347.17 |
| 47798 | 189400 | ACCOUNTS_PAYA BLE | 3/29/2024 | LOWE'S | 121095 | OUTSTANDING | | | 150.15 |
| 47832 | 189401 | ACCOUNTS_PAYA BLE | 3/29/2024 | MARSH; ASHLEY | 803421 | OUTSTANDING | | | 46.25 |
| 47795 | 189402 | ACCOUNTS_PAYA BLE | 3/29/2024 | MINUTEMAN PRESS | 131320 | OUTSTANDING | | | 2,522.22 |
| 47765 | 189403 | ACCOUNTS_PAYA BLE | 3/29/2024 | MONTGOMERY COUNTY | 131520 | OUTSTANDING | | | 12,650.00 |

Start Date: 03/01/2024

End Date: 03/31/2024

LEBANON CITY SCHOOL DISTRICT

Disbursement Summary Report

| Reference Number | Check Number | Type | Date | Name | Vendor # | Status | Reconcile Date | Void Date | Amount |
|------------------|--------------|----------------------|-----------|--|----------|-------------|----------------|-----------|----------|
| 47824 | 189404 | ACCOUNTS_PAYA BLE | 3/29/2024 | O'REILLY AUTO PARTS | 808521 | OUTSTANDING | | | \$ 54.93 |
| 47803 | 189405 | ACCOUNTS_PAYA BLE | 3/29/2024 | OAEP | 140893 | OUTSTANDING | | | 240.00 |
| 47771 | 189406 | ACCOUNTS_PAYA BLE | 3/29/2024 | OFFICE 360 | 810289 | OUTSTANDING | | | 35.36 |
| 47774 | 189407 | ACCOUNTS_PAYA BLE | 3/29/2024 | OHIO CAT | 808222 | OUTSTANDING | | | 1,723.35 |
| 47829 | 189408 | ACCOUNTS_PAYA BLE | 3/29/2024 | PALMER; LORI | 160043 | OUTSTANDING | | | 20.41 |
| 47791 | 189409 | ACCOUNTS_PAYA BLE | 3/29/2024 | PHILLIPS SUPPLY CO. | 160320 | OUTSTANDING | | | 2,621.79 |
| 47786 | 189410 | ACCOUNTS_PAYA BLE | 3/29/2024 | PRC TECHNOLOGY GROUP LLC | 807187 | OUTSTANDING | | | 1,692.50 |
| 47785 | 189411 | ACCOUNTS_PAYA BLE | 3/29/2024 | PREMIER OCCUPATIONAL HEALTH | 808251 | OUTSTANDING | | | 1,304.00 |
| 47761 | 189412 | ACCOUNTS_PAYA BLE | 3/29/2024 | PRIEST; KATHLEEN | 160659 | OUTSTANDING | | | 46.33 |
| 47749 | 189413 | ACCOUNTS_PAYA BLE | 3/29/2024 | REITER DAIRY | 809091 | OUTSTANDING | | | 5,040.83 |
| 47820 | 189414 | ACCOUNTS_PAYA BLE | 3/29/2024 | RESOURCES AT LAKESHORE SPEECH, LLC | 810500 | OUTSTANDING | | | 2,670.00 |
| 47804 | 189415 | ACCOUNTS_PAYA BLE | 3/29/2024 | ROBERT STRAWSER | 810368 | OUTSTANDING | | | 800.00 |
| 47764 | 189416 | ACCOUNTS_PAYA BLE | 3/29/2024 | S&S SCHOOL BUS SEATS AND PARTS | 809582 | OUTSTANDING | | | 397.70 |
| 47776 | 189417 | ACCOUNTS_PAYA BLE | 3/29/2024 | SCANTRON CORPORATION | 140041 | OUTSTANDING | | | 458.04 |
| 47814 | 189418 | ACCOUNTS_PAYA BLE | 3/29/2024 | SCHOOL SPECIALTY LLC | 809420 | OUTSTANDING | | | 209.76 |
| 47784 | 189419 | ACCOUNTS_PAYA BLE | 3/29/2024 | SCHOOLHOUSE EDUCATIONAL SRVCS. | 806429 | OUTSTANDING | | | 289.30 |
| 47782 | 189420 | ACCOUNTS_PAYA BLE | 3/29/2024 | SIMPLE SOLUTIONS LEARNING INC. | 809776 | OUTSTANDING | | | 90.00 |
| 47768 | 189421 | ACCOUNTS_PAYA BLE | 3/29/2024 | SOUTHWEST OHIO COUNCIL | 808737 | OUTSTANDING | | | 7,335.02 |
| 47800 | 189422 | ACCOUNTS_PAYA BLE | 3/29/2024 | STAPLES BUSINESS ADVANTAGE | 804156 | OUTSTANDING | | | 126.84 |
| 47822 | 189423 | ACCOUNTS_PAYA BLE | 3/29/2024 | STERLING PAPER COMPANY | 191837 | OUTSTANDING | | | 2,799.20 |
| 47802 | 189424 | ACCOUNTS_PAYA | 3/29/2024 | SUNRISE | 807482 | OUTSTANDING | | | 305.81 |

Start Date: 03/01/2024

End Date: 03/31/2024

LEBANON CITY SCHOOL DISTRICT Disbursement Summary Report

| Reference Number | Check Number | Type | Date | Name | Vendor # | Status | Reconcile Date | Void Date | Amount |
|------------------|--------------|----------------------|-----------|--|----------|-------------|----------------|-----------|-------------|
| | | BLE | | COOPERATIVE INC. | | | | | |
| 47750 | 189425 | ACCOUNTS_PAYA BLE | 3/29/2024 | THE CHILDREN'S HOME OF CINCINNATI OHIO | 809940 | OUTSTANDING | | | \$ 7,387.50 |
| 47787 | 189426 | ACCOUNTS_PAYA BLE | 3/29/2024 | TOWNE PEST CONTROL | 200392 | OUTSTANDING | | | 375.00 |
| 47757 | 189427 | ACCOUNTS_PAYA BLE | 3/29/2024 | TRESONA MULTIMEDIA; LLC | 809558 | OUTSTANDING | | | 730.00 |
| 47767 | 189428 | ACCOUNTS_PAYA BLE | 3/29/2024 | TROPHY AWARDS | 200559 | OUTSTANDING | | | 710.01 |
| 47754 | 189429 | ACCOUNTS_PAYA BLE | 3/29/2024 | TYLER TECHNOLOGIES, INC. | 802376 | OUTSTANDING | | | 18,696.00 |
| 47823 | 189430 | ACCOUNTS_PAYA BLE | 3/29/2024 | U.S. BANK | 50555 | OUTSTANDING | | | 179.00 |
| 47780 | 189431 | ACCOUNTS_PAYA BLE | 3/29/2024 | UNIVERSAL ENVIRONMENTAL | 808916 | OUTSTANDING | | | 100.00 |
| 47797 | 189432 | ACCOUNTS_PAYA BLE | 3/29/2024 | W.C. STOREY & SON INC | 220962 | OUTSTANDING | | | 108.40 |
| 47766 | 189433 | ACCOUNTS_PAYA BLE | 3/29/2024 | W.R. HACKETT, INC. | 804035 | OUTSTANDING | | | 4,252.00 |
| 47819 | 189434 | ACCOUNTS_PAYA BLE | 3/29/2024 | WARREN COUNTY CAREER CENTER | 230190 | OUTSTANDING | | | 6,000.00 |
| 47821 | 189435 | ACCOUNTS_PAYA BLE | 3/29/2024 | WAYNE OVERHEAD DOOR SALES | 805426 | OUTSTANDING | | | 2,910.00 |
| 47789 | 189436 | ACCOUNTS_PAYA BLE | 3/29/2024 | WHITNEY; RHONDA | 805975 | OUTSTANDING | | | 21.02 |
| 47836 | 189437 | ACCOUNTS_PAYA BLE | 3/29/2024 | LEBANON CITY SCHOOLS | 901040 | OUTSTANDING | | | 2,306.93 |
| 47915 | 189515 | ACCOUNTS_PAYA BLE | 3/31/2024 | LIQUIDITY SERVICES OPERATIONS LLC | 810395 | OUTSTANDING | | | 23,850.00 |
| 47914 | 189516 | ACCOUNTS_PAYA BLE | 3/31/2024 | LEBANON CITY SCHOOLS | 901040 | OUTSTANDING | | | 829.26 |
| 47916 | 189517 | ACCOUNTS_PAYA BLE | 3/31/2024 | Reserve Account | 900003 | OUTSTANDING | | | 3,000.00 |
| 47917 | 189518 | ACCOUNTS_PAYA BLE | 3/31/2024 | Robert W. Baird and Co. | 901021 | OUTSTANDING | | | 292.84 |
| 47918 | 189519 | ACCOUNTS_PAYA BLE | 3/31/2024 | LEBANON CITIZENS | 901035 | OUTSTANDING | | | 310.00 |
| 47919 | 189520 | ACCOUNTS_PAYA BLE | 3/31/2024 | US BANK | 901095 | OUTSTANDING | | | 208,575.00 |

Start Date: 03/01/2024

End Date: 03/31/2024

LEBANON CITY SCHOOL DISTRICT
Disbursement Summary Report

| Reference Number | Check Number | Type | Date | Name | Vendor # | Status | Reconcile Date | Void Date | Amount |
|--------------------|--------------|----------------------|-----------|-----------------------------|----------|-------------|----------------|-----------|------------------------|
| 47920 | 189521 | ACCOUNTS_PAYA BLE | 3/31/2024 | DRAGONFLY ATHLETICS, LLC | 810300 | OUTSTANDING | | | \$ 17,519.00 |
| Grand Total | | | | | | | | | \$ 6,852,574.03 |

**Lebanon City School District
Bank Reconciliation
March 31, 2024**

BANK ACCOUNTS

| | |
|----------------------------|-----------------|
| LCNB - OPERATING ACCOUNT | \$14,133,407.76 |
| CHANGE FUNDS | \$60.00 |
| DRAGONFLY START UP DEPOSIT | \$22,256.06 |

INVESTMENT ACCOUNTS

| | |
|--|-----------------|
| STAR OHIO - GENERAL (33648) | \$9,030,800.45 |
| STAR OHIO - BOND RETIREMENT (33540) | \$143,237.07 |
| STAR OHIO - CAPITAL PROJECTS (34814) | \$558,737.59 |
| STAR OHIO - EXPENDABLE TRUST SCHOLARSHIPS (68988) | \$175,001.15 |
| STAR OHIO - NONEXPENDABLE TRUST SCHOLARSHIPS (68979) | \$131,669.02 |
| STAR OHIO - CONSTRUCTION RETAINAGE (76921) | \$6,921.35 |
| RED TREE INVESTMENT FUND | \$2,355,989.12 |
| HUNTINGTON MONEY MARKET - 1041007845 | \$4,553,968.88 |
| HUNTINGTON MONEY MARKET - 1041010751 | \$104,604.15 |
| HUNTINGTON - MONEY MARKET GENERAL ACCOUNT (HCS021663) (NetXInvestor) | \$21,825.32 |
| HUNTINGTON - HCS 020095 (NetXInvestor) | \$717.88 |
| HUNTINGTON - HCS 020103 (NetXInvestor) | \$18,221,523.09 |

TOTAL \$49,460,718.89

OUTSTANDING CHECKS

| | |
|-----------------------------|----------------|
| O/S CHECKS - LCNB OPERATING | (\$353,070.04) |
|-----------------------------|----------------|

BANK ADJUSTMENTS

| | |
|---|------|
| LCNB PAYROLL BANK ACCT - INTEREST TO BE TRANSFERRED TO OPERATING ACCT | 4.62 |
|---|------|

DEPOSITS IN TRANSIT

| | |
|--|-----------|
| Account Analysis Charge from Payroll (March) | (\$69.72) |
|--|-----------|

ADJUSTED BANK BALANCE \$49,107,583.75

BOOK BALANCE / ADJUSTMENTS

BOOK BALANCE 49,110,171.59

PaySchools receipts posted to Redesign in March, but not deposited at bank until April -2,587.84

ADJUSTED BOOK BALANCE \$49,107,583.75

TIES TO FUND BALANCE ON CASH SUMMARY REPORT

Reviewed By: Karen Erwin Date: 4/9/24

\$0.00



Lebanon City School District
Payroll Reconciliation
March 31, 2024

| | |
|--|--------------------|
| LCNB Payroll Account - Current Balance | 41,855.35 |
| Outstanding Checks | |
| <hr/> | |
| O/S Checks - LCNB Payroll | (41,920.45) |
| Deposits in Transit | |
| <hr/> | |
| Transfer from Operating Account to Cover Account Analysis Charge (March) | 69.72 |
| Adjusted Bank Balance | 4.62 |
| Adjustments | |
| <hr/> | |
| Interest for January | (4.62) |
| Adjusted Balance | <u><u>0.00</u></u> |

Reconciliation Reviewed By: Karen Ervin

**Lebanon City School District
Investment Report
For the Month Ending March 31, 2024**

| Type | Issuer | Cost | Coupon Rate | Maturity Date | Purchase Date | Yield to Maturity | Days to Maturity | Market Value |
|------------------------------------|--|---------------------|-------------|---------------|---------------|-------------------|------------------|---------------------|
| FHLB Note (3130APH65) | Red Tree Investments | 105,000.00 | 0.61% | 10/25/2024 | 10/25/2021 | 0.61% | 208 | 102,305.34 |
| FHLB Note (3130APQ81) | Red Tree Investments | 100,000.00 | 1.00% | 11/8/2024 | 11/8/2021 | 2.89% | 222 | 97,472.09 |
| FHLM Note (3134GWZV1) | Red Tree Investments | 95,000.00 | 0.65% | 10/22/2025 | 10/23/2020 | 0.65% | 570 | 89,069.31 |
| FHLM Note (3133EPBJ3) | Red Tree Investments | 99,568.00 | 4.53% | 2/23/2026 | 2/23/2023 | 2.77% | 694 | 99,439.38 |
| FHLM Note (3130AYCR5) | Red Tree Investments | 100,000.00 | 5.50% | 1/22/2027 | 1/22/2024 | 2.71% | 1,027 | 99,964.04 |
| FHLM Note (3134H1XH1) | Red Tree Investments | 100,000.00 | 5.70% | 3/26/2027 | 3/26/2024 | 2.55% | 1,090 | 99,982.23 |
| FHLM Note (3134GYUN0) | Red Tree Investments | 110,000.00 | 5.65% | 6/28/2027 | 6/28/2023 | 3.53% | 1,184 | 109,613.25 |
| FHLM Note (3130AXVK1) | Red Tree Investments | 100,000.00 | 5.87% | 12/14/2028 | 12/14/2023 | 4.23% | 1,719 | 100,191.88 |
| FHLB Note (3130B07A1) | Red Tree Investments | 100,000.00 | 6.00% | 3/21/2029 | 3/21/2024 | 4.24% | 1,816 | 99,897.30 |
| FHLB Note (3130ALKB9) | Red Tree Investments | 90,000.00 | 0.75% | 3/17/2026 | 3/17/2021 | 1.09% | 716 | 84,671.09 |
| US Treasury Note (9128283P3) | Red Tree Investments | 78,968.75 | 2.25% | 12/31/2024 | 4/21/2022 | 2.75% | 275 | 78,968.75 |
| US Treasury Note (91282CHQ7) | Red Tree Investments | 79,540.62 | 4.27% | 7/31/2028 | 3/28/2024 | 3.90% | 1,583 | 79,540.62 |
| US Treasury Note (91282CJR3) | Red Tree Investments | 98,753.91 | 4.03% | 12/31/2028 | 1/19/2024 | 4.43% | 1,736 | 98,753.91 |
| Certificate of Deposit (15131XFF9) | Red Tree Investments | 99,900.00 | 4.55% | 1/31/2025 | 1/31/2023 | 1.89% | 306 | 99,437.60 |
| Certificate of Deposit (856285TF8) | Red Tree Investments | 247,132.00 | 1.60% | 4/29/2025 | 4/29/2020 | 4.80% | 394 | 238,985.18 |
| Commerical Paper (63873JEH9) | Red Tree Investments | 105,424.06 | 0.00% | 5/17/2024 | 8/25/2023 | 5.08% | 47 | 109,186.66 |
| Commerical Paper (06054NF48) | Red Tree Investments | 110,575.38 | 0.00% | 6/4/2024 | 10/5/2023 | 5.93% | 65 | 113,825.39 |
| Commerical Paper (60689FF78) | Red Tree Investments | 111,673.94 | 0.00% | 6/7/2024 | 11/30/2023 | 5.64% | 68 | 113,779.85 |
| Commerical Paper (62479LHG3) | Red Tree Investments | 107,467.07 | 0.00% | 8/16/2024 | 3/12/2024 | 5.40% | 138 | 107,711.12 |
| Commerical Paper (06367JHW5) | Red Tree Investments | 110,342.50 | 0.00% | 8/30/2024 | 12/4/2023 | 5.63% | 152 | 112,381.45 |
| Commerical Paper (45685QJA8) | Red Tree Investments | 97,560.72 | 0.00% | 9/10/2024 | 3/28/2024 | 5.42% | 163 | 97,558.20 |
| Commerical Paper (89233GK47) | Red Tree Investments | 106,004.52 | 0.00% | 10/4/2024 | 1/17/2024 | 0.66% | 187 | 106,996.01 |
| Money Market (USBMMF) | Red Tree Investments | 8,447.69 | 0.01% | 3/31/2024 | 3/30/2024 | 2.83% | - | 3,077.65 |
| Money Market | Star Ohio General Fund | 9,030,800.45 | 0.15% | 3/31/2024 | 3/30/2024 | 0.15% | - | 9,030,800.45 |
| Money Market | Star Ohio Bond Retirement | 143,237.07 | 0.15% | 3/31/2024 | 3/30/2024 | 0.15% | - | 143,237.07 |
| Money Market | Star Ohio Capital Projects | 558,737.59 | 0.15% | 3/31/2024 | 3/30/2024 | 0.15% | - | 558,737.59 |
| Money Market | Star Ohio Expendable Trust Scholarships | 175,001.15 | 0.15% | 3/31/2024 | 3/30/2024 | 0.15% | - | 175,001.15 |
| Money Market | Star Ohio Nonexpendable Trust Scholarships | 131,669.02 | 0.15% | 3/31/2024 | 3/30/2024 | 0.15% | - | 131,669.02 |
| Money Market | Star Ohio Construction Retainage | 6,921.35 | 0.15% | 3/31/2024 | 3/30/2024 | 0.15% | - | 6,921.35 |
| MMAX (1041010751) | Huntington National Bank | 99,439.02 | 0.02% | 3/31/2024 | 3/30/2024 | 0.02% | - | 104,604.15 |
| MMAX (1041007845) | Huntington National Bank | 4,329,104.09 | 0.02% | 3/31/2024 | 3/30/2024 | 0.02% | - | 4,553,968.88 |
| Money Market (HCS-020103) | Huntington National Bank | 331,308.06 | 0.03% | 3/31/2024 | 3/30/2024 | 0.03% | - | 291,792.92 |
| Commercial Paper | Huntington National Bank | 10,506,360.14 | 0.00% | various | various | 0.00% | - | 11,700,728.94 |
| Certificates of Deposit | Huntington National Bank | 1,750,000.00 | various | various | various | various | - | 1,500,020.00 |
| FHLB Bond (3130ALRR7) | Huntington National Bank | 1,000,000.00 | 1.00% | 1/15/2026 | 10/28/2021 | 1.00% | 655 | 934,910.00 |
| FHLB Consolidated Bond (3130APHG3) | Huntington National Bank | 998,846.85 | 0.61% | 9/26/2024 | 10/26/2021 | 0.61% | 179 | 977,620.00 |
| FHLB Consolidated Bond (3130APJZ9) | Huntington National Bank | 1,000,000.00 | 1.20% | 10/28/2026 | 10/28/2021 | 1.20% | 941 | 917,380.00 |
| FHLB Consolidated Bond (3130APKH7) | Huntington National Bank | 1,000,000.00 | 0.70% | 10/28/2024 | 10/28/2021 | 0.70% | 211 | 974,530.00 |
| FHLB Consolidated Bond (3130APK38) | Huntington National Bank | 1,000,000.00 | 0.88% | 6/27/2025 | 10/27/2021 | 0.88% | 453 | 952,410.00 |
| Money Market (HCS-020095) | Huntington National Bank | 669.62 | 0.01% | 3/31/2024 | 3/30/2024 | 0.01% | - | 717.88 |
| Money Market (HCS-021663) | Huntington National Bank | 20,358.57 | 0.01% | 3/31/2024 | 3/30/2024 | 0.01% | - | 21,825.32 |
| Total Portfolio | | <u>\$34,443,812</u> | | | | | | <u>\$35,319,683</u> |

Lebanon City School District
Interest Income for Month Ending February 29, 2024

| Fund Name | Fund Number | Fund Balance | % of Total | Interest to be | |
|---------------------------------------|-------------|-------------------------|----------------|----------------------|----------------------|
| | | | Fund Balance | Allocated | Interest to Post |
| General Fund | 001 | \$ 31,528,909.55 | 87.70% | \$ 53,956.52 | \$ 47,320.73 |
| Lebanon Athletics Facilities PI | 003-9008 | \$ 2,431,508.55 | 6.76% | \$ 53,956.52 | \$ 3,649.37 |
| Construction Fund | 004-9000 | \$ 45,759.09 | 0.13% | \$ 53,956.52 | \$ 68.68 |
| Food Service Fund | 006 | \$ 862,472.92 | 2.40% | \$ 53,956.52 | \$ 1,294.46 |
| Classroom Facilities Maint. Fund | 034-0000 | \$ 767,675.06 | 2.14% | \$ 53,956.52 | \$ 1,152.18 |
| St. Francis Fund | 401-9024 | \$ 123,458.43 | 0.34% | \$ 53,956.52 | \$ 185.29 |
| LUMK Fund | 401-9124 | \$ 9,587.76 | 0.03% | \$ 53,956.52 | \$ 14.39 |
| Lebanon Christian Fund | 401-9224 | \$ 180,839.67 | 0.50% | \$ 53,956.52 | \$ 271.42 |
| | | <u>\$ 35,950,211.03</u> | <u>100.00%</u> | | <u>\$ 53,956.52</u> |
| Classroom Facilities LFI Share | 004-9003 | \$ - | 0.00% | \$ 50,195.30 | \$ - |
| Classroom Facilities Fund State Share | 010-9900 | \$ - | 0.00% | \$ 50,195.30 | \$ - |
| Classroom Facilities Fund Local Share | 010-9901 | \$ 1,525,439.62 | 100.00% | \$ 50,195.30 | \$ 50,195.30 |
| | | <u>\$ 1,525,439.62</u> | <u>100.00%</u> | | <u>\$ 50,195.30</u> |
| <u>Expendable Trust Accounts</u> | | | | | |
| Administration Scholarship | 007-9003 | \$ 1,990.82 | 1.15% | \$ 807.73 | \$ 9.26 |
| Dennis Jeffery Scholarship | 007-9006 | \$ 318.23 | 0.18% | \$ 807.73 | \$ 1.48 |
| Audrey Aileen Kite Scholarship | 007-9007 | \$ 140,769.73 | 81.02% | \$ 807.73 | \$ 654.44 |
| Jarod Bennett Scholarship | 007-9009 | \$ 596.02 | 0.34% | \$ 807.73 | \$ 2.77 |
| Donald L. Palmer Scholarship | 007-9013 | \$ 8,743.16 | 5.03% | \$ 807.73 | \$ 40.65 |
| Diversity/Achievement Scholarship | 007-9017 | \$ 538.18 | 0.31% | \$ 807.73 | \$ 2.50 |
| Gloria Taylor Memorial Scholarship | 007-9019 | \$ 12,779.34 | 7.36% | \$ 807.73 | \$ 59.41 |
| Molly McCool Scholarship | 007-9100 | \$ 237.62 | 0.14% | \$ 807.73 | \$ 1.10 |
| Dominos/Satchell Scholarship | 007-9101 | \$ 7,770.34 | 4.47% | \$ 807.73 | \$ 36.12 |
| | | <u>\$ 173,743.44</u> | <u>100.00%</u> | | <u>\$ 807.73</u> |
| <u>Non-Expendable Trust Accounts</u> | | | | | |
| Louisa Wright Scholarship | 008-0000 | \$ 15,849.67 | 12.07% | \$ 607.73 | \$ 73.35 |
| Michael Rourke Scholarship | 008-9001 | \$ 3,625.56 | 2.76% | \$ 607.73 | \$ 16.78 |
| Friends of Academics | 008-9002 | \$ 104,671.13 | 79.71% | \$ 607.73 | \$ 484.44 |
| Ron Lefeber Scholarship | 008-9004 | \$ 7,164.92 | 5.46% | \$ 607.73 | \$ 33.16 |
| | | <u>\$ 131,311.28</u> | <u>100.00%</u> | | <u>\$ 607.73</u> |
| Bond Retirement Fund | 002 | \$ 7,522,692.43 | | | \$ 661.12 |
| PI Fund | 003-9099 | \$ 2,544,388.51 | | | \$ 2,578.89 |
| | | <u>\$ 47,847,786.31</u> | | | <u>\$ 3,240.01</u> |
| | | | | Grand Total Interest | <u>\$ 108,807.29</u> |